

NEBRASKA JUDICIAL BRANCH

District Court

Annual Caseload Report



Fiscal Year 2023

July 1, 2022 to
June 30, 2023



Table of Contents

Fiscal Year 2023 Nebraska District Court Adult Cases Filed.....	4
1 st Judicial District – District Court Adult Cases Filed.....	5
2 nd Judicial District – District Court Adult Cases Filed.....	6
3 rd Judicial District – District Court Adult Cases Filed.....	7
4 th Judicial District – District Court Adult Cases Filed.....	8
5 th Judicial District – District Court Adult Cases Filed.....	9
6 th Judicial District – District Court Adult Cases Filed.....	10
7 th Judicial District – District Court Adult Cases Filed.....	11
8 th Judicial District – District Court Adult Cases Filed.....	12
9 th Judicial District – District Court Adult Cases Filed.....	13
10 th Judicial District – District Court Adult Cases Filed.....	14
11 th Judicial District – District Court Adult Cases Filed.....	15
12 th Judicial District – District Court Adult Cases Filed.....	16

Annual Fiscal Year Caseload Report

Annual Caseload Report for Nebraska District Courts

Fiscal Year 2023 – July 1, 2022 to June 30, 2023

This *Annual District Court Caseload Report* contains caseload statistics for Nebraska's 93 District Courts, organized into 12 Judicial Districts. Statistics are compiled through extracts from the JUSTICE automated trial court case management system. Providing court statistics ensures transparency to the public and assists administration in ensuring efficient court practices.

Caseload statistics demonstrate the volume of cases in each jurisdiction and the changes that occur over time. Data are useful in determining staffing levels and for predicting the effect on caseloads due to changes in the law.

In 2019-2020, the Supreme Court and the Administrative Office of the Courts and Probation (AOCP) conducted a statewide judicial time study. Under the direction and leadership of the National Center for State Courts, a new weighting methodology and standards were adopted, including a more diverse list of case types, see *Nebraska Judicial Workload Assessment Final Report* (October 2020) on the Nebraska Supreme Court website. In an effort to provide greater consistency in how the AOCP reports weighted caseload and caseload data, the caseload data has been standardized between the two reports. Therefore, the 10-year history section of this caseload report should not be compared to reports prior to FY 2021 and direct comparison to archived reports is not recommended.

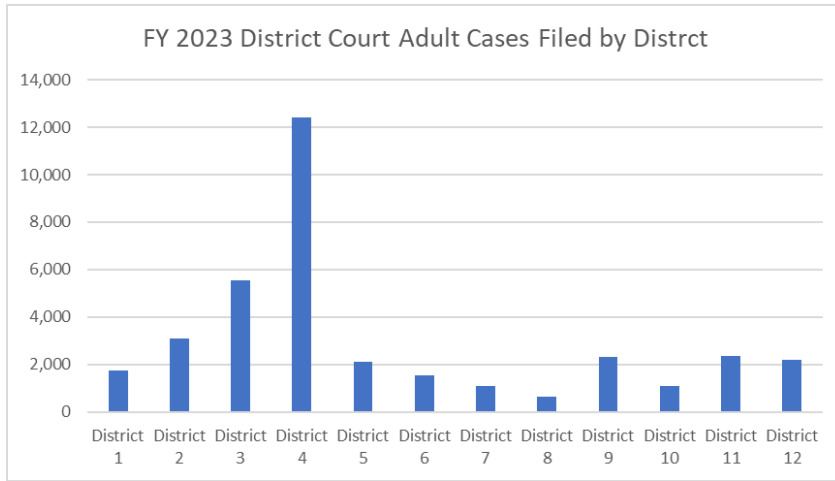
Caseload reports are available for all levels of state appellate and trial courts at <https://supremecourt.nebraska.gov/forms-publications>.



Corey R. Steel | Nebraska State Court
Administrator Nebraska Supreme Court
Administrative Office of the Courts & Probation
Rm. 1211 State Capitol | P.O. Box 98910 | Lincoln, NE 68509
T 402.471.3730 | F 402.471.2197
www.supremecourt.ne.gov

Annual Fiscal Year Caseload Report

Fiscal Year 2023 Nebraska District Court Adult Cases Filed



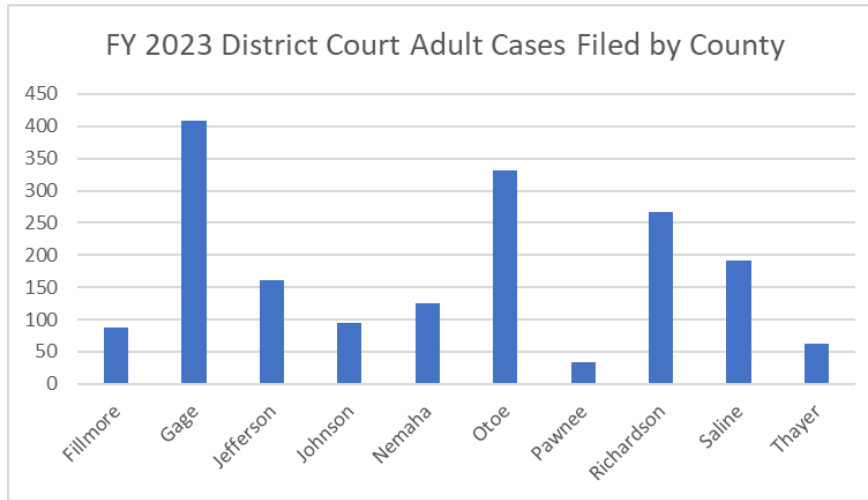
Year	# Cases
FY 2021	35,803
FY 2022	34,775
FY 2023	36,253
FY 2024	
FY 2025	
FY 2026	
FY 2027	
FY 2028	
FY 2029	
FY 2030	

Fiscal Year 2023 Adult Court Cases Filed by Category and District

	Protection Orders	Civil	Domestic Relations	Appellate Action	Administrative Appeals	Problem Solving Court	Felony 1	Other Criminal	Total Cases
District 1	353	336	505	8	12	23	37	489	1,763
District 2	623	503	1,145	14	4	30	44	747	3,110
District 3	1,145	905	1,679	75	105	96	195	1,364	5,564
District 4	2,228	2,127	3,795	74	26	171	462	3,515	12,398
District 5	381	285	618	17	4	49	95	652	2,101
District 6	163	223	590	6	1	9	49	506	1,547
District 7	247	148	333	3	0	19	22	345	1,117
District 8	120	153	201	3	3	11	15	142	648
District 9	343	239	738	14	2	27	142	823	2,328
District 10	301	191	344	14	2	21	20	220	1,113
District 11	672	282	578	2	6	24	108	698	2,370
District 12	433	258	563	13	4	0	87	836	2,194
Statewide	7,009	5,650	11,089	243	169	480	1,276	10,337	36,253

Annual Fiscal Year Caseload Report

1st Judicial District – District Court Adult Cases Filed



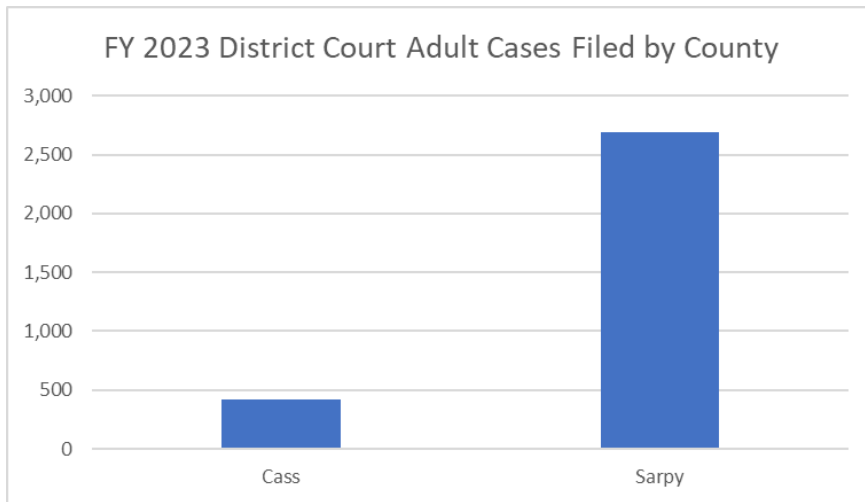
Year	# Cases
FY 2021	1,768
FY 2022	1,806
FY 2023	1,763
FY 2024	
FY 2025	
FY 2026	
FY 2027	
FY 2028	
FY 2029	
FY 2030	

Fiscal Year 2023 Adult Court Cases Filed by Category and County

	Protection Orders	Civil	Domestic Relations	Appellate Action	Administrative Appeals	Problem Solving Court	Felony 1	Other Criminal	Total Cases
Fillmore	14	14	32	1		1		26	88
Gage	86	56	132	2	2	14	12	104	408
Jefferson	38	41	63	1			2	16	161
Johnson	21	25	21		10		1	16	94
Nemaha	17	28	37	1			2	40	125
Otoe	73	73	80	2		2	6	96	332
Pawnee	6	7	13				3	5	34
Richardson	32	56	37			3	6	133	267
Saline	41	25	72			3	3	47	191
Thayer	25	11	18	1			2	6	63
Total	353	336	505	8	12	23	37	489	1,763

Annual Fiscal Year Caseload Report

2nd Judicial District – District Court Adult Cases Filed



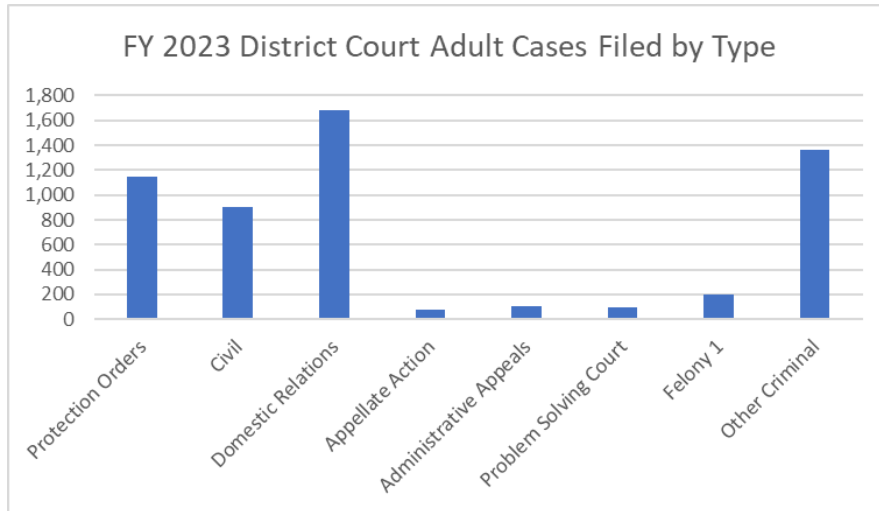
Year	# Cases
FY 2021	2,847
FY 2022	2,920
FY 2023	3,110
FY 2024	
FY 2025	
FY 2026	
FY 2027	
FY 2028	
FY 2029	
FY 2030	

Fiscal Year 2023 Adult Court Cases Filed by Category and County

	Protection Orders	Civil	Domestic Relations	Appellate Action	Administrative Appeals	Problem Solving Court	Felony 1	Other Criminal	Total Cases
Cass	92	87	122	2	1	7	4	100	415
Sarpy	531	416	1,023	12	3	23	40	647	2,695
Total	623	503	1,145	14	4	30	44	747	3,110

Annual Fiscal Year Caseload Report

3rd Judicial District – District Court Adult Cases Filed



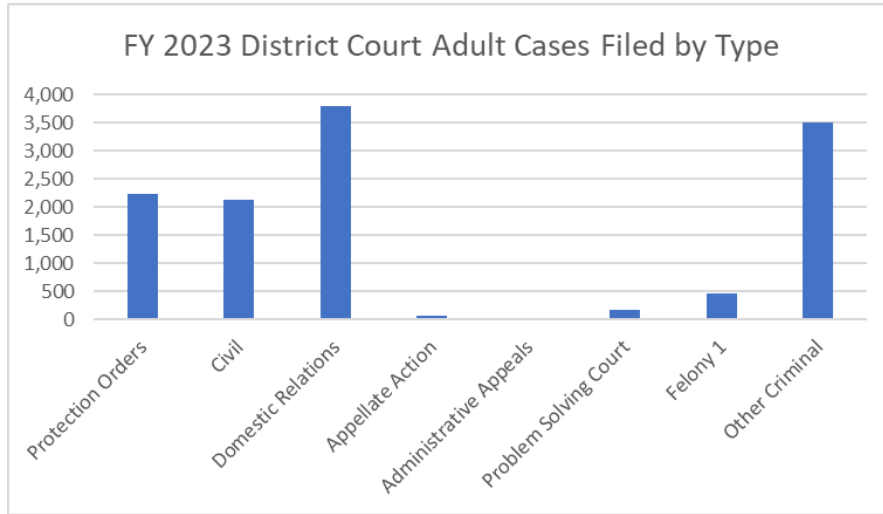
Historical Cases Filed	
Year	# Cases
FY 2021	5,019
FY 2022	4,815
FY 2023	5,564
FY 2024	
FY 2025	
FY 2026	
FY 2027	
FY 2028	
FY 2029	
FY 2030	

Fiscal Year 2023 Adult Court Cases Filed by Category and County

	Protection Orders	Civil	Domestic Relations	Appellate Action	Administrative Appeals	Problem Solving Court	Felony 1	Other Criminal	Total Cases
Lancaster	1,145	905	1,679	75	105	96	195	1,364	5,564

Annual Fiscal Year Caseload Report

4th Judicial District – District Court Adult Cases Filed



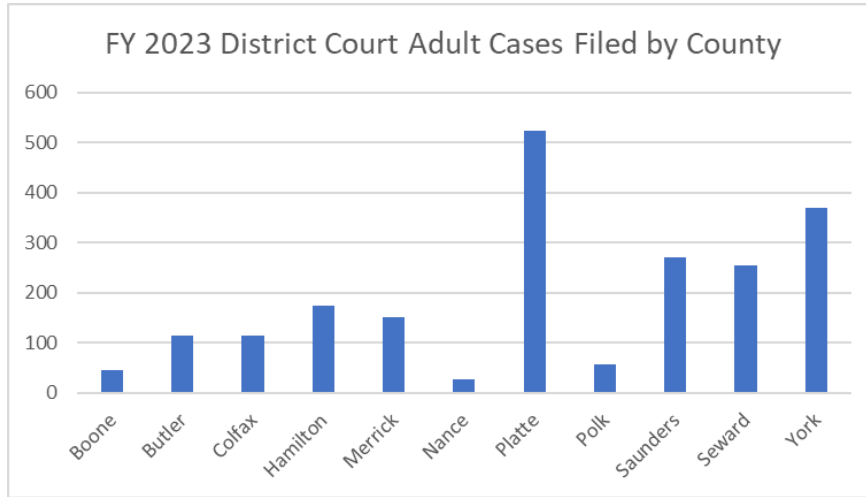
Historical Cases Filed	
Year	# Cases
FY 2021	12,352
FY 2022	11,844
FY 2023	12,398
FY 2024	
FY 2025	
FY 2026	
FY 2027	
FY 2028	
FY 2029	
FY 2030	

Fiscal Year 2023 Adult Court Cases Filed by Category and County

	Protection Orders	Civil	Domestic Relations	Appellate Action	Administrative Appeals	Problem Solving Court	Felony 1	Other Criminal	Total Cases
Douglas	2,228	2,127	3,795	74	26	171	462	3,515	12,398

Annual Fiscal Year Caseload Report

5th Judicial District – District Court Adult Cases Filed



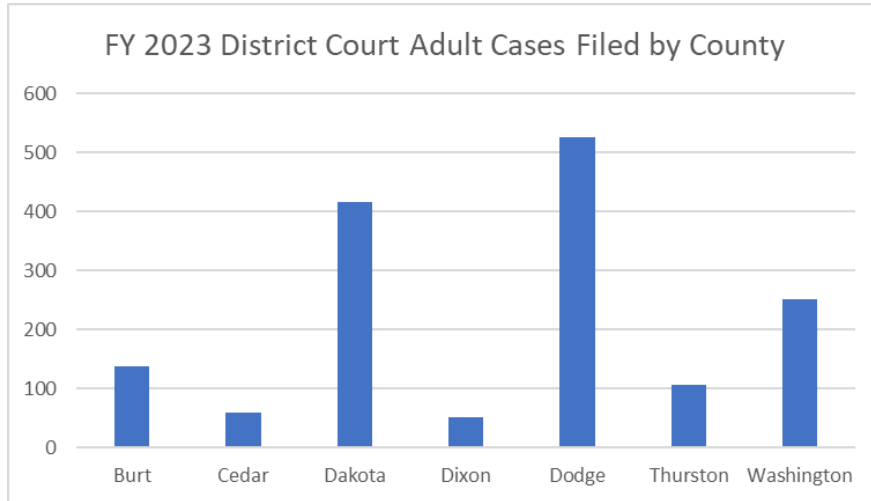
Year	# Cases
FY 2021	2,148
FY 2022	2,050
FY 2023	2,101
FY 2024	
FY 2025	
FY 2026	
FY 2027	
FY 2028	
FY 2029	
FY 2030	

Fiscal Year 2023 Adult Court Cases Filed by Category and County

	Protection Orders	Civil	Domestic Relations	Appellate Action	Administrative Appeals	Problem Solving Court	Felony 1	Other Criminal	Total Cases
Boone	7	13	13					12	45
Butler	17	18	26	2	1	6	4	40	114
Colfax	11	12	56	1		3	3	28	114
Hamilton	22	18	36			6	13	80	175
Merrick	27	22	41	1		8	2	51	152
Nance	9	6	5					7	27
Platte	132	56	189	5			14	127	523
Polk	10	17	24				1	5	57
Saunders	54	46	87	6		4	4	69	270
Seward	25	32	66	2	3	2	27	98	255
York	67	45	75			20	27	135	369
Total	381	285	618	17	4	49	95	652	2,101

Annual Fiscal Year Caseload Report

6th Judicial District – District Court Adult Cases Filed



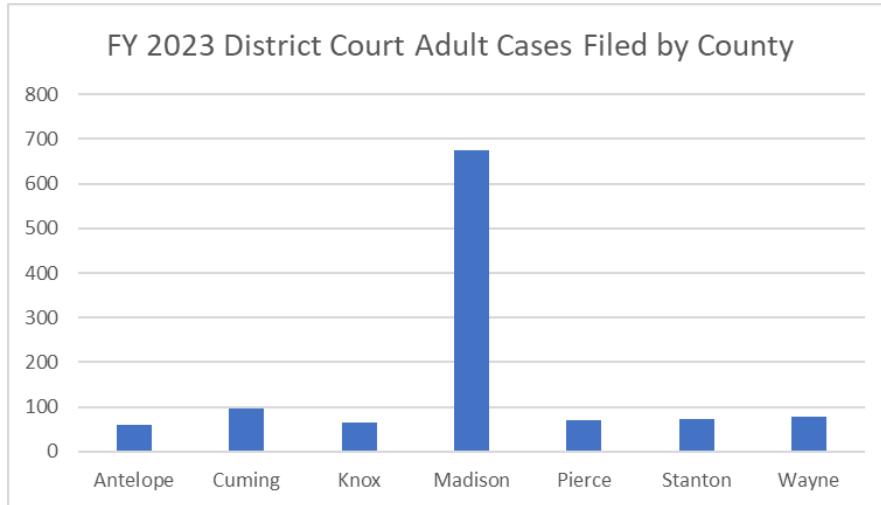
Year	# Cases
FY 2021	1,543
FY 2022	1,582
FY 2023	1,547
FY 2024	
FY 2025	
FY 2026	
FY 2027	
FY 2028	
FY 2029	
FY 2030	

Fiscal Year 2023 Adult Court Cases Filed by Category and County

	Protection Orders	Civil	Domestic Relations	Appellate Action	Administrative Appeals	Problem Solving Court	Felony 1	Other Criminal	Total Cases
Burt	18	32	31		1	1	7	48	138
Cedar	10	15	20				3	10	58
Dakota	47	50	133	2			6	179	417
Dixon	23	6	15				2	5	51
Dodge	21	74	218	2		7	26	178	526
Thurston	3	10	88					5	106
Washington	41	36	85	2		1	5	81	251
Total	163	223	590	6	1	9	49	506	1,547

Annual Fiscal Year Caseload Report

7th Judicial District – District Court Adult Cases Filed



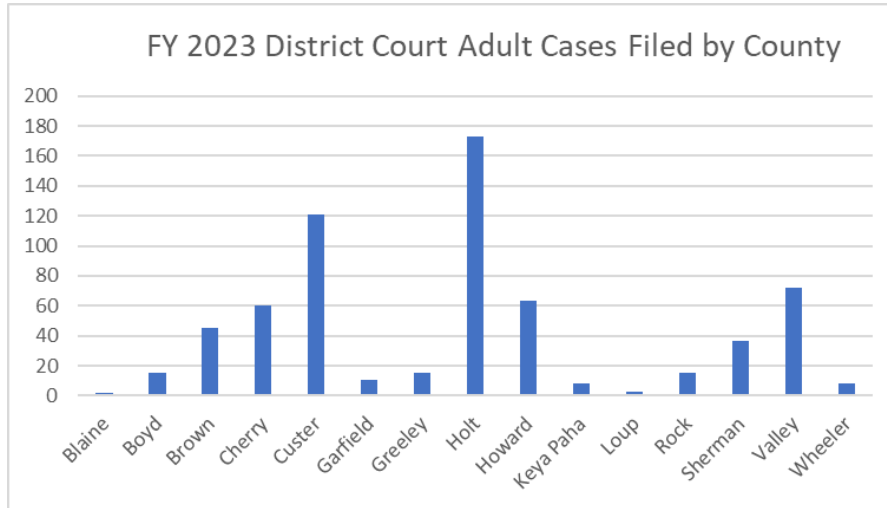
Historical Cases Filed	
Year	# Cases
FY 2021	1,169
FY 2022	1,178
FY 2023	1,113
FY 2024	
FY 2025	
FY 2026	
FY 2027	
FY 2028	
FY 2029	
FY 2030	

Fiscal Year 2023 Adult Court Cases Filed by Category and County

	Protection Orders	Civil	Domestic Relations	Appellate Action	Administrative Appeals	Problem Solving Court	Felony 1	Other Criminal	Total Cases
Antelope	10	17	15				1	17	60
Cuming	5	19	46	1		1	1	23	96
Knox	18	22	23					3	66
Madison	165	47	184	1		13	13	250	673
Pierce	12	20	19				2	16	69
Stanton	17	8	21				4	23	73
Wayne	20	15	25	1		1	1	13	76
Total	247	148	333	3	0	15	22	345	1,113

Annual Fiscal Year Caseload Report

8th Judicial District – District Court Adult Cases Filed



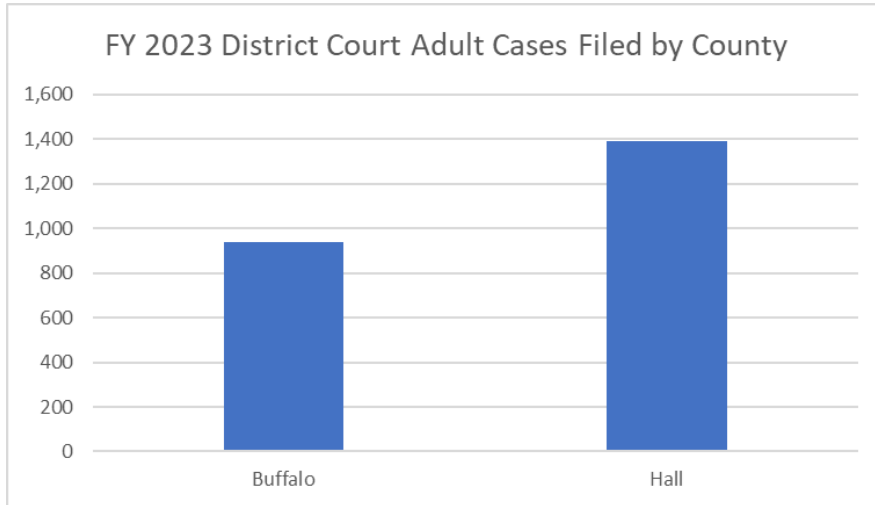
Year	# Cases
FY 2021	683
FY 2022	713
FY 2023	648
FY 2024	
FY 2025	
FY 2026	
FY 2027	
FY 2028	
FY 2029	
FY 2030	

Fiscal Year 2023 Adult Court Cases Filed by Category and County

	Protection Orders	Civil	Domestic Relations	Appellate Action	Administrative Appeals	Problem Solving Court	Felony 1	Other Criminal	Total Cases
Blaine		2							2
Boyd	2	3	6					4	15
Brown	5	13	17	1			2	7	45
Cherry	10	18	17					15	60
Custer	27	36	38		2		3	15	121
Garfield	1	3	7						11
Greeley	3	3	6					3	15
Holt	41	31	45	2		11	6	37	173
Howard	12	10	22				3	16	63
Keya Paha		4	2					2	8
Loup		1	1					1	3
Rock	2	7	5		1				15
Sherman	7	6	16					8	37
Valley	10	12	17				1	32	72
Wheeler		4	2					2	8
Total	120	153	201	3	3	11	15	142	648

Annual Fiscal Year Caseload Report

9th Judicial District – District Court Adult Cases Filed



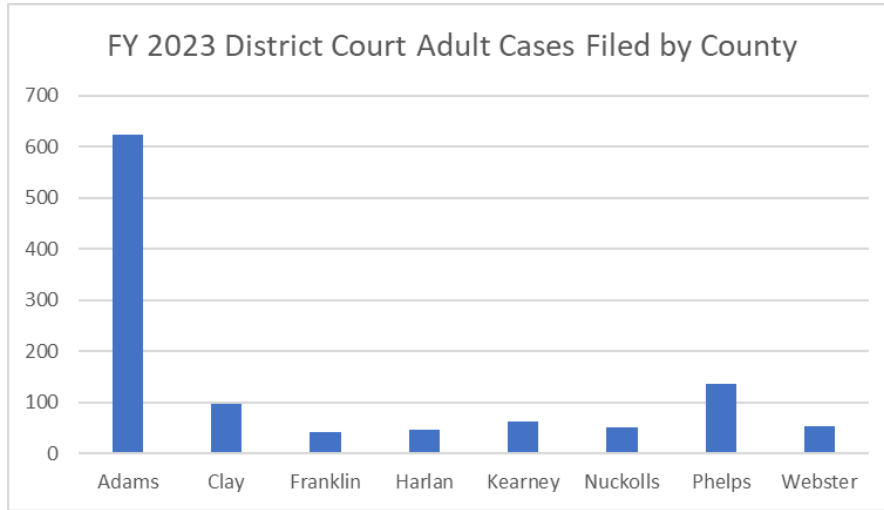
Historical Cases Filed	
Year	# Cases
FY 2021	2,540
FY 2022	2,252
FY 2023	2,328
FY 2024	
FY 2025	
FY 2026	
FY 2027	
FY 2028	
FY 2029	
FY 2030	

Fiscal Year 2023 Adult Court Cases Filed by Category and County

	Protection Orders	Civil	Domestic Relations	Appellate Action	Administrative Appeals	Problem Solving Court	Felony 1	Other Criminal	Total Cases
Buffalo	135	110	273	8	1	13	38	358	936
Hall	208	129	465	6	1	14	104	465	1,392
Total	343	239	738	14	2	27	142	823	2,328

Annual Fiscal Year Caseload Report

10th Judicial District – District Court Adult Cases Filed



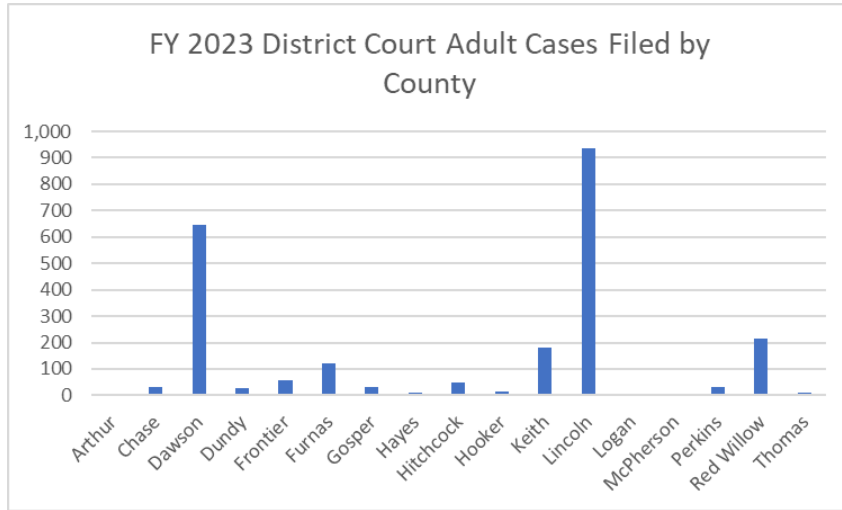
Year	# Cases
FY 2021	1,170
FY 2022	1,149
FY 2023	1,113
FY 2024	
FY 2025	
FY 2026	
FY 2027	
FY 2028	
FY 2029	
FY 2030	

Fiscal Year 2023 Adult Court Cases Filed by Category and County

	Protection Orders	Civil	Domestic Relations	Appellate Action	Administrative Appeals	Problem Solving Court	Felony 1	Other Criminal	Total Cases
Adams	175	67	180	8	2	20	16	155	623
Clay	30	25	30	1			1	11	98
Franklin	17	7	14					5	43
Harlan	10	17	10				1	8	46
Kearney	12	14	17	3			1	15	62
Nuckolls	14	16	16					6	52
Phelps	28	31	58	2		1	1	14	135
Webster	15	14	19					6	54
Total	301	191	344	14	2	21	20	220	1,113

Annual Fiscal Year Caseload Report

11th Judicial District – District Court Adult Cases Filed



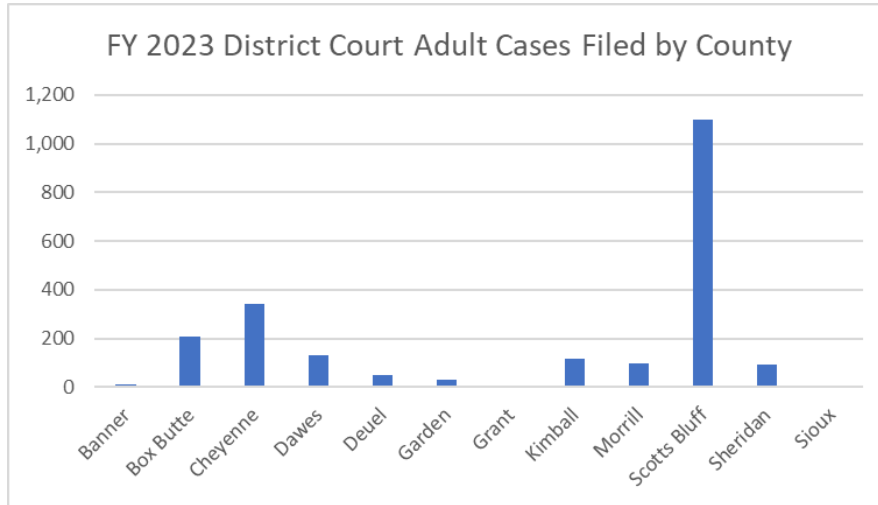
Year	# Cases
FY 2021	2,508
FY 2022	2,312
FY 2023	2,370
FY 2024	
FY 2025	
FY 2026	
FY 2027	
FY 2028	
FY 2029	
FY 2030	

Fiscal Year 2023 Adult Court Cases Filed by Category and County

	Protection Orders	Civil	Domestic Relations	Appellate Action	Administrative Appeals	Problem Solving Court	Felony 1	Other Criminal	Total Cases
Arthur	3	1					1		5
Chase	10	2	10				1	7	30
Dawson	182	55	161	1		11	32	206	648
Dundy	9	8	4					6	27
Frontier	19	12	12		3		3	6	55
Furnas	31	26	14				6	42	119
Gosper	12	3	13					2	30
Hayes	1	5	5				1		12
Hitchcock	13	10	17					7	47
Hooker	5	4	3		1				13
Keith	50	22	35				5	69	181
Lincoln	270	85	221		1	13	50	297	937
Logan	1	2						5	8
McPherson	1	1	1						3
Perkins	5	3	10				2	10	30
Red Willow	58	40	69	1	1		7	38	214
Thomas	2	3	3					3	11
Total	672	282	578	2	6	24	108	698	2,370

Annual Fiscal Year Caseload Report

12th Judicial District – District Court Adult Cases Filed



Year	# Cases
FY 2021	2,056
FY 2022	2,146
FY 2023	2,194
FY 2024	
FY 2025	
FY 2026	
FY 2027	
FY 2028	
FY 2029	
FY 2030	

Fiscal Year 2023 Adult Court Cases Filed by Category and County

	Protection Orders	Civil	Domestic Relations	Appellate Action	Administrative Appeals	Problem Solving Court	Felony 1	Other Criminal	Total Cases
Banner	2	3	5					4	14
Box Butte	33	39	90	1			7	40	210
Cheyenne	100	41	72	5	1		9	112	340
Dawes	14	16	47	1			6	47	131
Deuel	7	7	5				1	29	49
Garden	6	8	9		1			5	29
Grant		5	2						7
Kimball	29	17	29				4	39	118
Morrill	39	13	30		1		1	13	97
Scotts Bluff	192	88	251	6	1		55	506	1,099
Sheridan	10	21	20				4	40	95
Sioux	1		3					1	5
Total	433	258	563	13	4	0	87	836	2,194



Research and Data

**Operations Division
Administrative Office of the Courts & Probation
Chief Standing Bear Justice Administration Building
521 S. 14th Street Suite 300 | Lincoln, NE 68508
T 531.739.8100 | F 402.471.2197**