

NEBRASKA JUDICIAL BRANCH

# Separate Juvenile Courts

## Annual Caseload Report



**Fiscal Year 2023**

July 1, 2022 to  
June 30, 2023



# Annual Fiscal Year Caseload Report

## Table of Contents

Fiscal Year 2023 Nebraska Separate Juvenile Court Cases Filed.....	4
2 <sup>nd</sup> Judicial District – Separate Juvenile Court Cases Filed .....	5
3 <sup>rd</sup> Judicial District – Separate Juvenile Court Cases Filed.....	6
4 <sup>th</sup> Judicial District – Separate Juvenile Court Cases Filed .....	7

# Annual Fiscal Year Caseload Report

## Annual Caseload Report for Nebraska Separate Juvenile Courts

Fiscal Year 2023 – July 1, 2022 to June 30, 2023

Nebraska has a separate juvenile court in Douglas, Sarpy, and Lancaster counties. This *Annual Separate Juvenile Court Caseload Report* contains caseload statistics for Nebraska’s three Separate Juvenile Courts. Statistics are compiled through extracts from the JUSTICE automated trial court case management system. Providing court statistics ensures transparency to the public and assists administration in ensuring efficient court practices.

Caseload statistics demonstrate the volume of cases in each jurisdiction and the changes that occur over time. Data are useful in determining staffing levels and for predicting the effect on caseloads due to changes in the law.

In 2019-2020, the Supreme Court and the Administrative Office of the Courts and Probation (AOCP) conducted a statewide judicial time study. Under the direction and leadership of the National Center for State Courts, a new weighting methodology and standards were adopted, including a more diverse list of case types, see *Nebraska Judicial Workload Assessment Final Report* (October 2020) on the Nebraska Supreme Court website. In an effort to provide greater consistency in how the AOCP reports weighted caseload and caseload data, the caseload data has been standardized between the two reports. Therefore, the 10-year history section of this caseload report should not be compared to reports prior to FY 2021 and direct comparison to archived reports is not recommended.

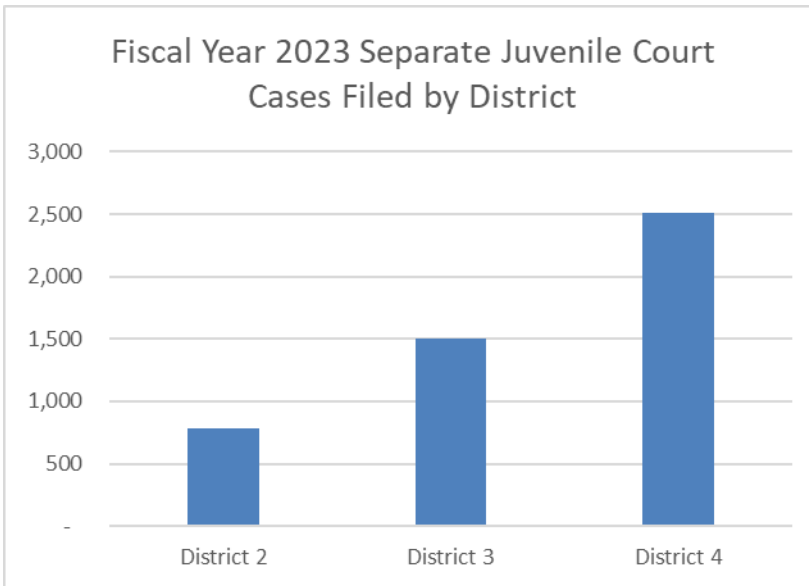
Caseload reports are available for all levels of state appellate and trial courts at <https://supremecourt.nebraska.gov/forms-publications>.



**Corey R. Steel | Nebraska State Court**  
**Administrator Nebraska Supreme Court**  
**Administrative Office of the Courts & Probation**  
Rm. 1211 State Capitol | P.O. Box 98910 | Lincoln, NE 68509  
T 402.471.3730 | F 402.471.2197  
[www.supremecourt.ne.gov](http://www.supremecourt.ne.gov)

# Annual Fiscal Year Caseload Report

## Fiscal Year 2023 Nebraska Separate Juvenile Court Cases Filed



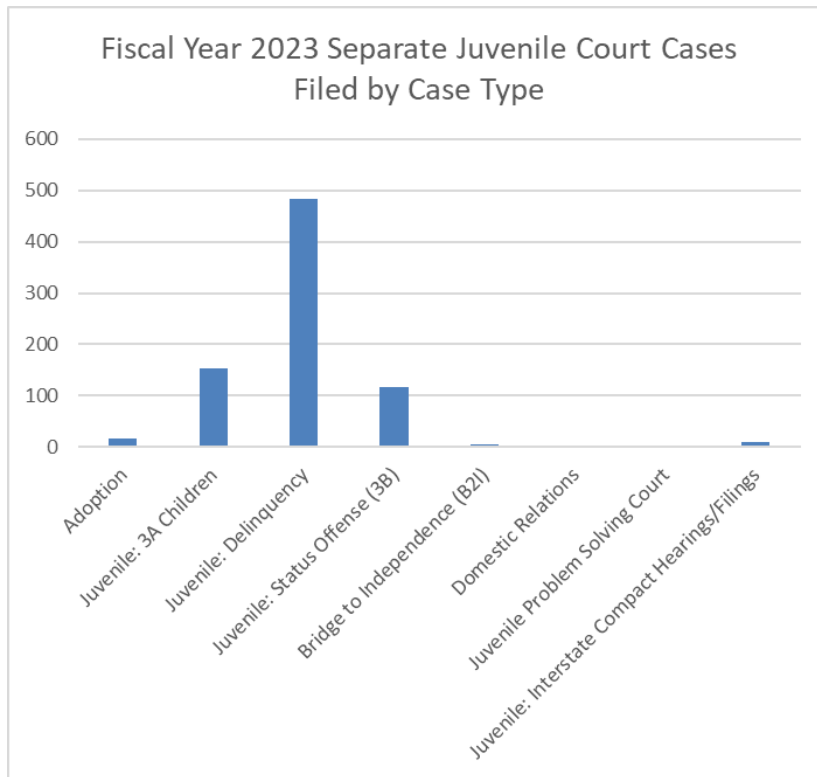
Historical Cases Filed	
Year	# Cases
FY 2021	3,263
FY 2022	3,829
FY 2023	4,800
FY 2024	
FY 2025	
FY 2026	
FY 2027	
FY 2028	
FY 2029	
FY 2030	

### Fiscal Year 2023 Separate Juvenile Court Cases Filed by Category and District

Case Type Category	District 2	District 3	District 4	Total Cases
Adoption	16	92	126	234
Juvenile: 3A Children	153	319	666	1,138
Juvenile: Delinquency	484	597	1,479	2,560
Juvenile: Status Offense (3B)	116	292	107	515
Bridge to Independence (B2I)	6	37	80	123
Domestic Relations		53	1	54
Juvenile Problem Solving Court		86		86
Juvenile: Interstate Compact	10	30	50	90
<b>Total</b>	<b>785</b>	<b>1,506</b>	<b>2,509</b>	<b>4,800</b>

# Annual Fiscal Year Caseload Report

## 2<sup>nd</sup> Judicial District – Separate Juvenile Court Cases Filed



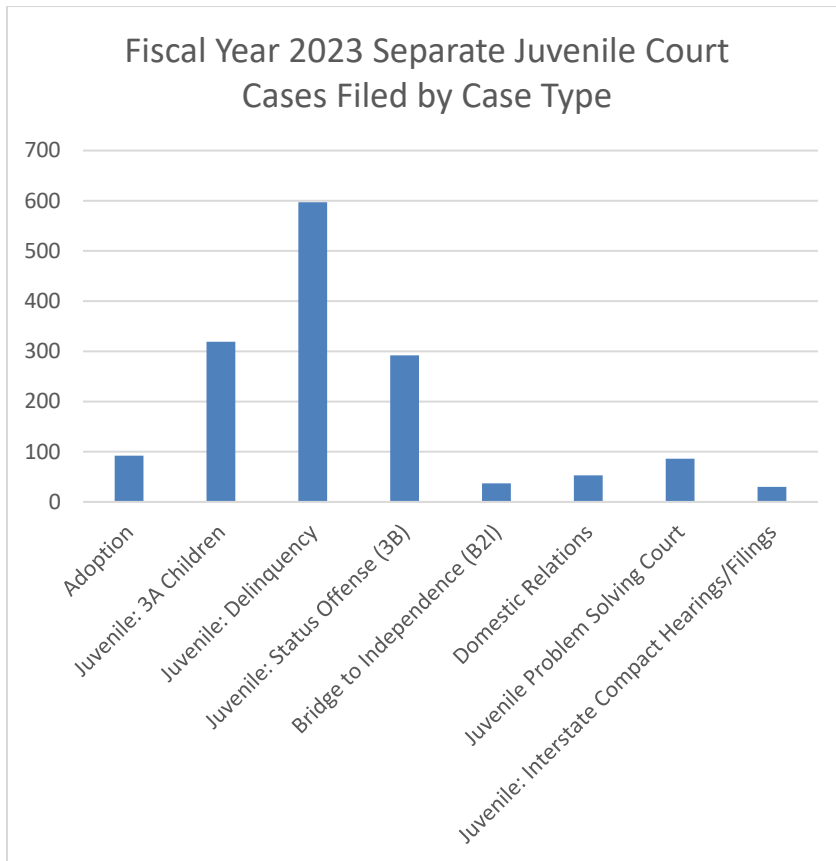
Historical Cases Filed	
Year	# Cases
FY 2021	454
FY 2022	626
FY 2023	785
FY 2024	
FY 2025	
FY 2026	
FY 2027	
FY 2028	
FY 2029	
FY 2030	

### Fiscal Year 2023 Separate Juvenile Court Cases Filed by Category and County

Case Type Category	Sarpy
Adoption	16
Juvenile: 3A Children	153
Juvenile: Delinquency	484
Juvenile: Status Offense (3B)	116
Bridge to Independence (B2I)	6
Domestic Relations	
Juvenile Problem Solving Court	
Juvenile: Interstate Compact	10
<b>Total</b>	<b>785</b>

# Annual Fiscal Year Caseload Report

## 3<sup>rd</sup> Judicial District – Separate Juvenile Court Cases Filed



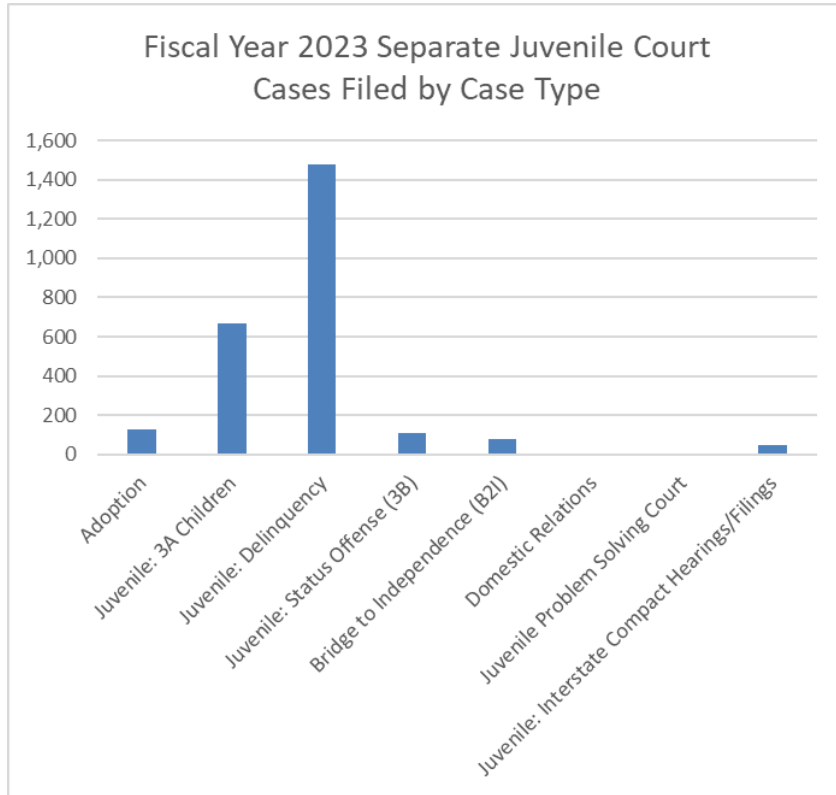
Historical Cases Filed	
Year	# Cases
FY 2021	988
FY 2022	1,354
FY 2023	1,506
FY 2024	
FY 2025	
FY 2026	
FY 2027	
FY 2028	
FY 2029	
FY 2030	

### Fiscal Year 2023 Separate Juvenile Court Cases Filed by Category and County

Case Type Category	Lancaster
Adoption	92
Juvenile: 3A Children	319
Juvenile: Delinquency	597
Juvenile: Status Offense (3B)	292
Bridge to Independence (B2I)	37
Domestic Relations	53
Juvenile Problem Solving Court	86
Juvenile: Interstate Compact	30
<b>Total</b>	<b>1,506</b>

# Annual Fiscal Year Caseload Report

## 4<sup>th</sup> Judicial District – Separate Juvenile Court Cases Filed



Year	# Cases
FY 2021	1,821
FY 2022	1,849
FY 2023	2,509
FY 2024	
FY 2025	
FY 2026	
FY 2027	
FY 2028	
FY 2029	
FY 2030	

### Fiscal Year 2023 Separate Juvenile Court Cases Filed by Category and County

Case Type Category	Douglas
Adoption	126
Juvenile: 3A Children	666
Juvenile: Delinquency	1,479
Juvenile: Status Offense (3B)	107
Bridge to Independence (B2I)	80
Domestic Relations	1
Juvenile Problem Solving Court	
Juvenile: Interstate Compact	50
<b>Total</b>	<b>2,509</b>



## **Research and Data**

**Operations Division  
Administrative Office of the Courts & Probation  
Chief Standing Bear Justice Administration Building  
521 S. 14th Street Suite 300 | Lincoln, NE 68508  
T 531.739.8100 | F 402.471.2197**