



# Problem-Solving Courts Quarterly Report:

Date Range:

January 1 - March 31, 2023

(unless noted)

Race	Adults	Youth
American Indian or Alaskan Native	18 (3%)	-
Asian or Pacific Islander	7 (1%)	-
Black	84 (12%)	-
Other	65 (9%)	1 (14%)
White	516 (75%)	6 (86%)
Total	690	7

## Current Population

March 31, 2023

**In Referral**  
Adults: 118  
Youth: 0

**In Program**  
Adults: 690  
Youth: 7

**FY23 Average Supervision Cost**

Adult = \$12.13 / day  
Youth = \$14.59 / day

Ethnicity	Adults	Youth
Hispanic Origin	98 (14%)	1 (14%)
Not of Hispanic Origin	592 (86%)	6 (86%)
Unknown	-	-
Total	690	7

# 19,770

Adult Drug Tests Collected

## January - March 2023



# 81

Youth Drug Tests Collected

## Access to Behavioral/Mental Health Services (Q1 2023)

**Adult:**

210 individuals accessed financial assistance service dollars using 287 vouchers.

Total voucher amount:  
\$ 628,507.64

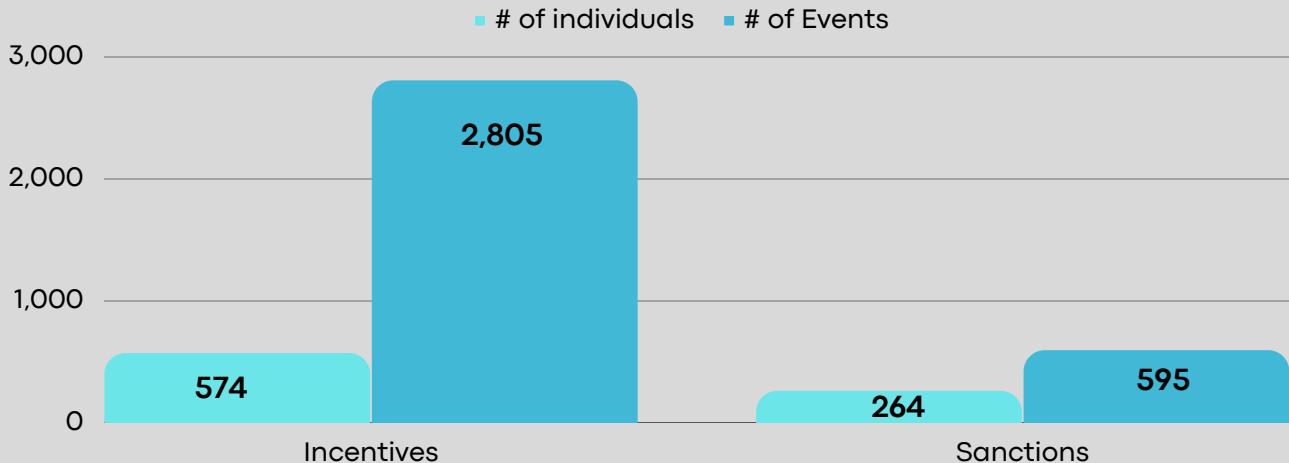


**Youth:**

5 individuals accessed financial assistance service dollars using 9 vouchers.

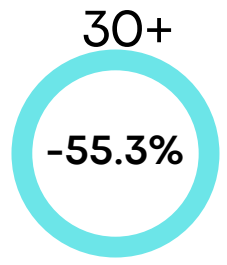
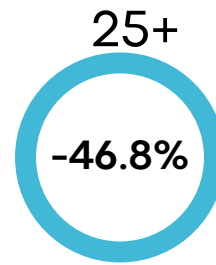
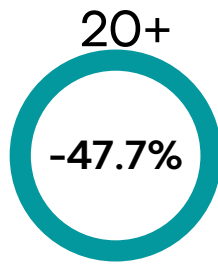
Total voucher amount:  
\$ 12,847.00

## Incentives & Sanctions

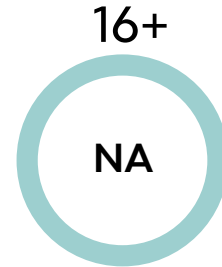


# PSC Risk Reduction

Initial Risk score on 1st LS/CMI and decrease in the average LS/CMI score between a graduated adult's first and last assessment.



Initial Risk score on 1st YLS/CMI and decrease in the average YLS/CMI score between a graduated youth's first and last assessment.



55% of individuals graduated  
(January - March 2023)

## Successful Completions

Every successful PSC completion is one more productive and contributing member of their community.

## Discharges

Discharged: 5%

Graduated: 55%

Terminated: 25%

Voluntary  
Withdrawal: 15%

## Statewide Recidivism Rate - Adult Only

18%

of individuals who were successfully released from Problem-Solving Court, were found responsible for another qualifying offense within 3 years of their release. This current recidivism rate is reported as of March 31, 2023.