



Nebraska Judicial Branch  
Annual Caseload Report

# County Courts

**Fiscal Year 2014**

July 1, 2013 to

June 30, 2014



# Nebraska County Courts Annual Caseload Report

**Fiscal Year 2014—July 1, 2013 to June 30, 2014**

This Annual County Court Caseload Report contains caseload statistics for **Nebraska's 93 County Courts, grouped into twelve Judicial Districts. Statistics are** compiled through extracts from the JUSTICE automated trial court case management system. Providing court statistics ensures transparency to the public and assists administration in ensuring efficient court practices.

Caseload statistics demonstrate the volume of cases in each jurisdiction and the changes that occur over time. Data are useful in determining staffing levels and for predicting the effect on caseloads due to changes in the law.

Reports are available for all levels of state appellate and trial courts at [www.supremecourt.ne.gov](http://www.supremecourt.ne.gov) > Administration > Publications and Reports.

## **Mission of the Nebraska Administrative Office of the Courts:**

Under the direction of the Nebraska Supreme Court, the Administrative Office of **the Courts' mission is to ensure the public has equal access to justice, using** leadership, education, technology, and administrative services to implement consistent, efficient, and effective court practices.

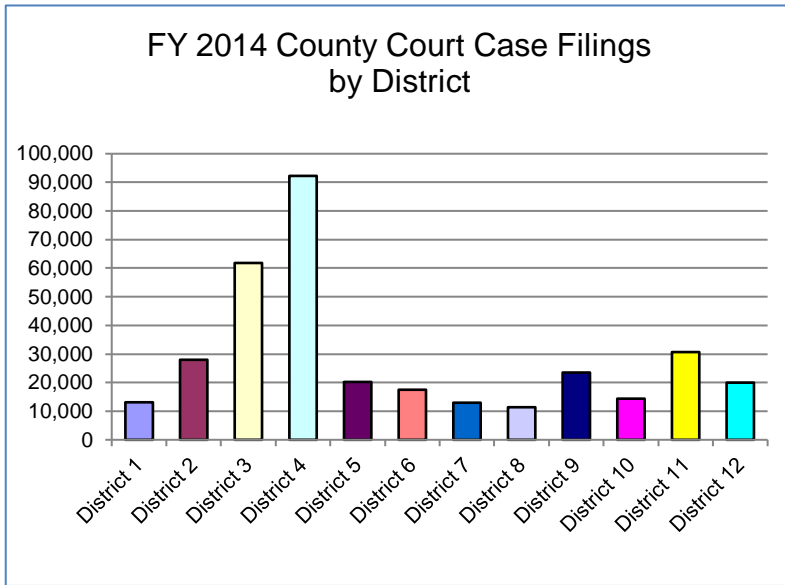


**Corey R. Steel | Nebraska State Court Administrator  
Nebraska Supreme Court**

Rm. 1213 State Capitol | P.O. Box 98910 | Lincoln, NE 68509  
T 402.471.3730 | F 402.471.2197

[www.supremecourt.ne.gov](http://www.supremecourt.ne.gov)

# FY 2014 County Court Statewide Totals



## Historical Case Filings

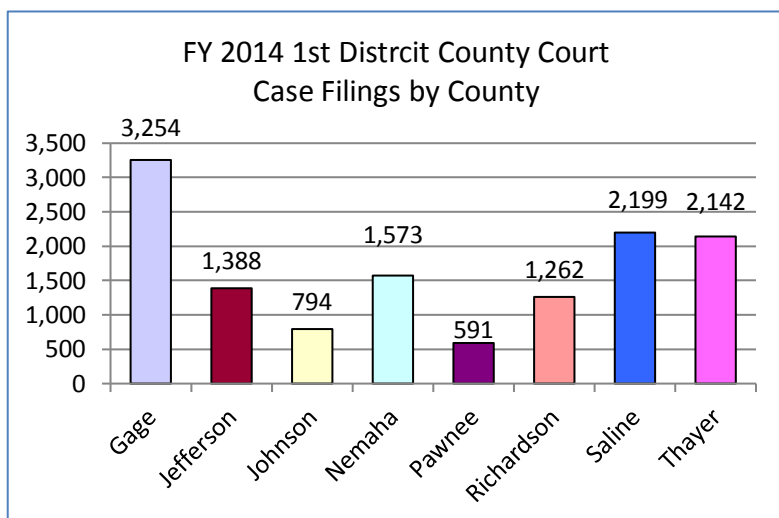
2005	395,741
2006	393,551
2007	396,410
2008	426,639
2009	414,121
2010	395,576
2011	390,445
2012	372,704
2013	350,130
FY 2014	345,839

## FY 2014 (July 1, 2013 - June 30, 2014) Cases Filed By Category By District

Judicial District	Misd/Ord Traffic	Misd/Ord Non-Traffic	Felony	Civil	Small Claims	Probate/Inheritance Tax	Guard Cons	Adoption	Juvenile	Totals
District 1	5,886	2,656	479	3,154	166	358	56	26	422	13,203
District 2	9,402	9,986	1,006	6,465	268	419	132	79	211	27,968
District 3	22,515	20,064	2,466	15,103	521	702	273	168	0	61,812
District 4	33,302	25,973	3,983	25,756	1,132	1,267	544	294	0	92,251
District 5	7,423	4,463	952	5,578	291	593	124	52	752	20,228
District 6	6,634	4,864	880	3,959	195	387	86	25	468	17,498
District 7	5,869	2,998	512	2,623	245	323	86	34	273	12,963
District 8	6,235	2,027	313	2,051	221	331	42	21	144	11,385
District 9	7,480	5,770	1,217	7,512	268	299	133	72	758	23,509
District 10	6,000	2,682	578	3,920	221	346	85	35	512	14,379
District 11	15,026	6,290	1,318	6,280	454	475	103	51	668	30,665
District 12	8,645	4,380	828	4,652	346	393	108	51	575	19,978
<b>Total</b>	<b>134,417</b>	<b>92,153</b>	<b>14,532</b>	<b>87,053</b>	<b>4,328</b>	<b>5,893</b>	<b>1,772</b>	<b>908</b>	<b>4,783</b>	<b>345,839</b>

1,454 domestic relations cases and 17 juvenile cases were referred to county judges.

# 1st Judicial District -- County Court



## District Filings By Year

2005	17,226
2006	15,968
2007	16,465
2008	16,415
2009	14,618
2010	13,771
2011	13,535
2012	12,595
2013	12,211
FY 2014	13,203

## FY 2014 (July 1, 2013 - June 30, 2014) Cases Filed By Category

County	Misd/Ord Traffic	Misd/Ord Non-Traf	Felony	Civil	Small Claims	Probate/Inher Tax	Guard Cons	Adoption	Juvenile	Totals
Gage	895	924	155	993	41	87	23	8	128	3,254
Jefferson	544	299	82	357	9	46	2	2	47	1,388
Johnson	342	123	28	241	14	24	3	1	18	794
Nemaha	892	275	50	263	17	32	6	3	35	1,573
Pawnee	324	92	16	116	5	24	0	3	11	591
Richardson	463	338	59	270	17	51	9	2	53	1,262
Saline	675	519	71	700	46	62	4	3	119	2,199
Thayer	1,751	86	18	214	17	32	9	4	11	2,142
Total	5,886	2,656	479	3,154	166	358	56	26	422	13,203

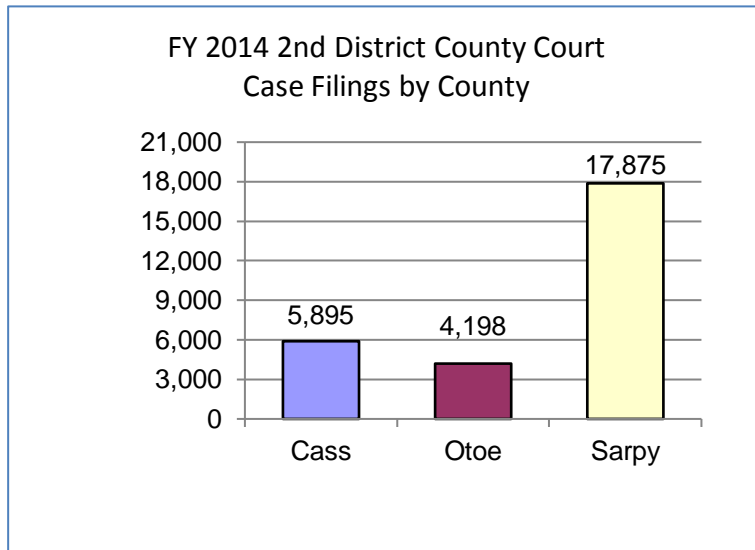
71 domestic relations cases were referred to county judges

Richardson County had 22 Juvenile 3A cases filed which involved 24 children

Saline County had 34 Juvenile 3A cases filed which involved 41 children

Other counties in this district record one case per child.

## 2nd Judicial District -- County Court



District Filings By Year

2005	40,245
2006	39,729
2007	38,434
2008	40,235
2009	37,447
2010	35,203
2011	32,094
2012	29,326
2013	27,711
FY 2014	27,968

### FY 2014 (July 1, 2013 - June 30, 2014) Cases Filed By Category

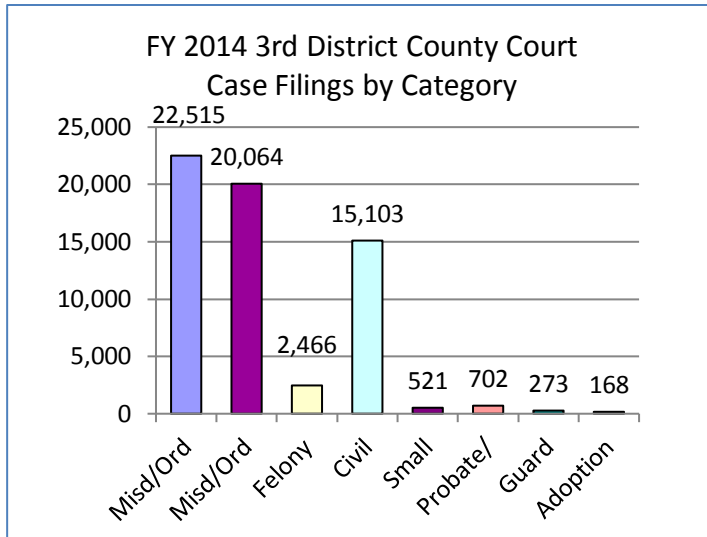
County	Misd/Ord Traffic	Misd/Ord Non-Traf	Felony	Civil	Small Claims	Probate/ Inher Tax	Guard Cons	Adoption	Juvenile	Totals
Cass	2,681	1,916	110	936	42	65	24	13	108	5,895
Otoe	2,053	1,144	106	680	36	61	6	9	103	4,198
Sarpy	4,668	6,926	790	4,849	190	293	102	57	0	17,875
<b>Total</b>	<b>9,402</b>	<b>9,986</b>	<b>1,006</b>	<b>6,465</b>	<b>268</b>	<b>419</b>	<b>132</b>	<b>79</b>	<b>211</b>	<b>27,968</b>

95 domestic relations cases were referred to county judges

Cass County Court had 14 Juvenile 3A cases filed which involved 25 children

Otoe County Court had 26 Juvenile 3A cases filed which involved 45 children

## 3rd Judicial District -- County Court



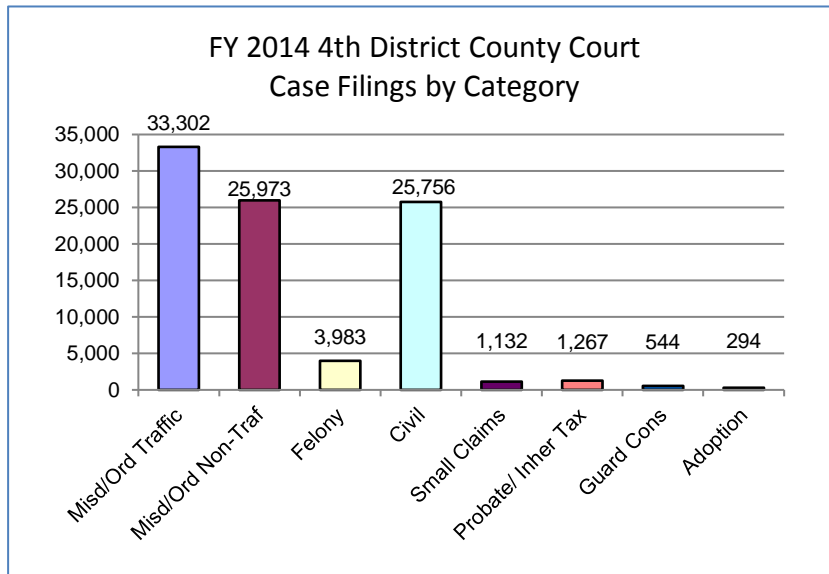
2005	63,941
2006	61,211
2007	62,721
2008	73,143
2009	69,943
2010	65,793
2011	63,905
2012	60,222
2013	59,528
FY 2014	61,812

FY 2014 (July 1, 2013 - June 30, 2014) Cases Filed By Category

County	Misd/Ord Traffic	Misd/Ord Non-Traf	Felony	Civil	Small Claims	Probate/Inher Tax	Guard Cons	Adoption	Juvenile	Totals
Lancaster	22,515	20,064	2,466	15,103	521	702	273	168	0	61,812
<b>Total</b>	<b>22,515</b>	<b>20,064</b>	<b>2,466</b>	<b>15,103</b>	<b>521</b>	<b>702</b>	<b>273</b>	<b>168</b>	<b>0</b>	<b>61,812</b>

140 domestic relations cases were referred to county judges

## 4th Judicial District -- County Court



### District Filings By Year

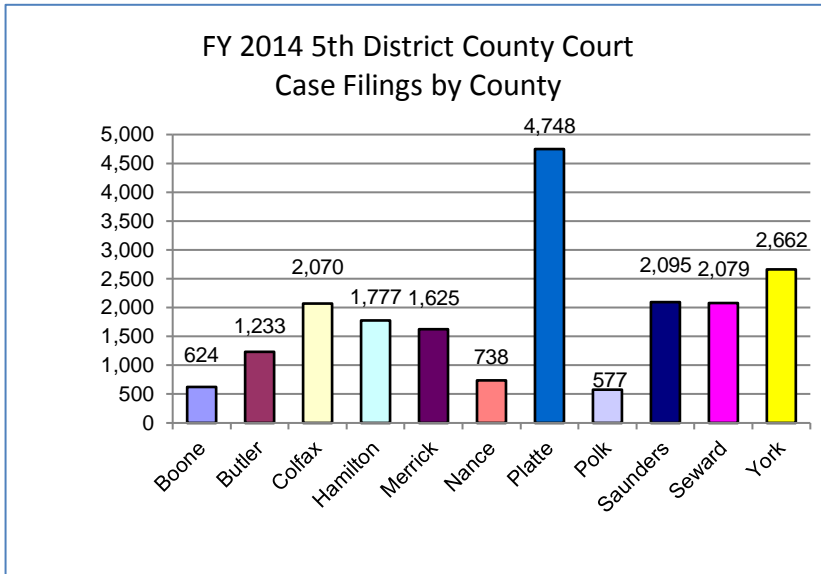
2005	94,527
2006	100,394
2007	97,926
2008	114,456
2009	113,463
2010	109,267
2011	115,408
2012	110,397
2013	97,452
FY 2014	92,251

### FY 2014 (July 1, 2013 - June 30, 2014) Cases Filed By Category

County	Misd/Ord Traffic	Misd/Ord Non-Traf	Felony	Civil	Small Claims	Inher Tax	Guard Cons	Adoption	Juvenile	Totals
Douglas	33,302	25,973	3,983	25,756	1,132	1,267	544	294	0	92,251
Total	33,302	25,973	3,983	25,756	1,132	1,267	544	294	0	92,251

742 domestic relations cases were referred to county judges

## 5th Judicial District -- County Court



**District Filings By Year**

2005	28,139
2006	25,763
2007	25,138
2008	25,755
2009	24,393
2010	24,009
2011	22,158
2012	21,988
2013	20,249
FY 2014	20,228

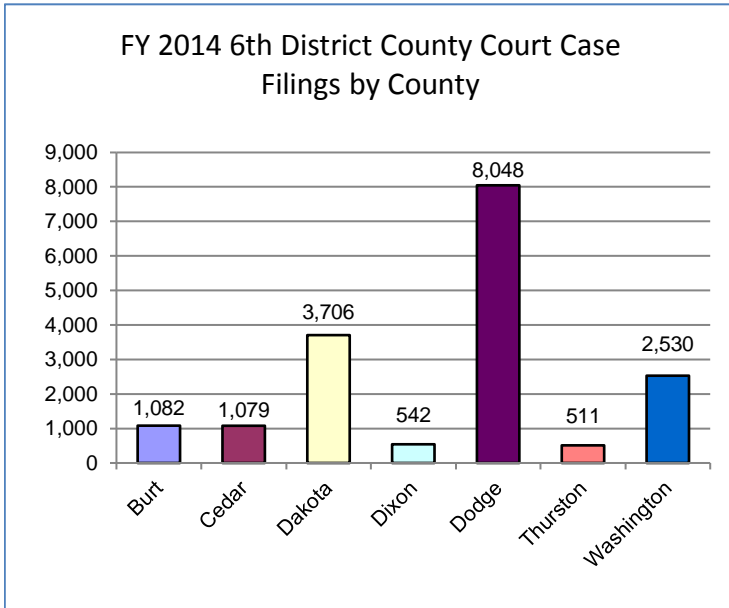
### FY 2014 (July 1, 2013 - June 30, 2014) Cases Filed By Category

County	Misd/Ord Traffic	Misd/Ord Non-Traf	Felony	Civil	Small Claims	Probate/ Inher Tax	Guard Cons	Adoption	Juvenile	Totals
Boone	234	81	20	197	15	33	8	0	36	624
Butler	460	287	48	315	13	39	8	2	61	1,233
Colfax	817	627	67	382	22	48	10	4	93	2,070
Hamilton	878	278	66	442	31	32	10	2	38	1,777
Merrick	765	193	58	534	11	31	7	4	22	1,625
Nance	366	122	25	156	25	24	5	2	13	738
Platte	1,301	1,398	222	1,339	83	129	24	18	234	4,748
Polk	207	63	19	214	17	37	6	0	14	577
Saunders	607	466	162	643	13	98	18	8	80	2,095
Seward	836	433	115	515	23	57	9	5	86	2,079
York	952	515	150	841	38	65	19	7	75	2,662
<b>Total</b>	<b>7,423</b>	<b>4,463</b>	<b>952</b>	<b>5,578</b>	<b>291</b>	<b>593</b>	<b>124</b>	<b>52</b>	<b>752</b>	<b>20,228</b>

103 domestic relations cases were referred to county judges



## 6th Judicial District -- County Court



### District Filings By Year

2005	24,656
2006	23,629
2007	22,878
2008	23,353
2009	23,703
2010	21,991
2011	20,556
2012	19,088
2013	17,712
FY 2014	17,498

### FY 2014 (July 1, 2013 - June 30, 2014) Cases Filed By Category

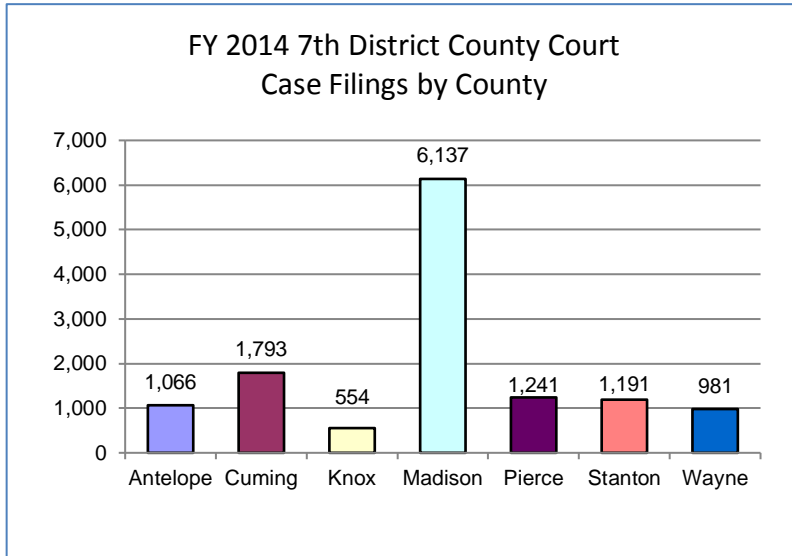
County	Misd/Ord Traffic	Misd/Ord Non-Traf	Felony	Civil	Small Claims	Probate/Inher Tax	Guard Cons	Adoption	Juvenile	Totals
Burt	442	250	51	269	18	35	3	2	12	1,082
Cedar	569	270	30	126	26	39	6	0	13	1,079
Dakota	1,066	1,585	344	523	34	44	10	7	93	3,706
Dixon	205	139	21	132	3	29	2	1	10	542
Dodge	3,365	1,618	307	2,210	86	158	41	13	250	8,048
Thurston	175	162	26	99	6	27	1	0	15	511
Washington	812	840	101	600	22	55	23	2	75	2,530
<b>Total</b>	<b>6,634</b>	<b>4,864</b>	<b>880</b>	<b>3,959</b>	<b>195</b>	<b>387</b>	<b>86</b>	<b>25</b>	<b>468</b>	<b>17,498</b>

75 domestic relations cases were referred to county judges

Burt County had 6 Juvenile 3A cases filed which involved 10 children

Washington County had 14 Juvenile 3A cases filed which involved 20 children

## 7th Judicial District -- County Court



### District Filings By Year

2005	17,561
2006	17,339
2007	16,208
2008	16,125
2009	16,012
2010	14,807
2011	14,807
2012	14,240
2013	13,409
FY 2014	12,963

### FY 2014 (July 1, 2013 - June 30, 2014) Cases Filed By Category

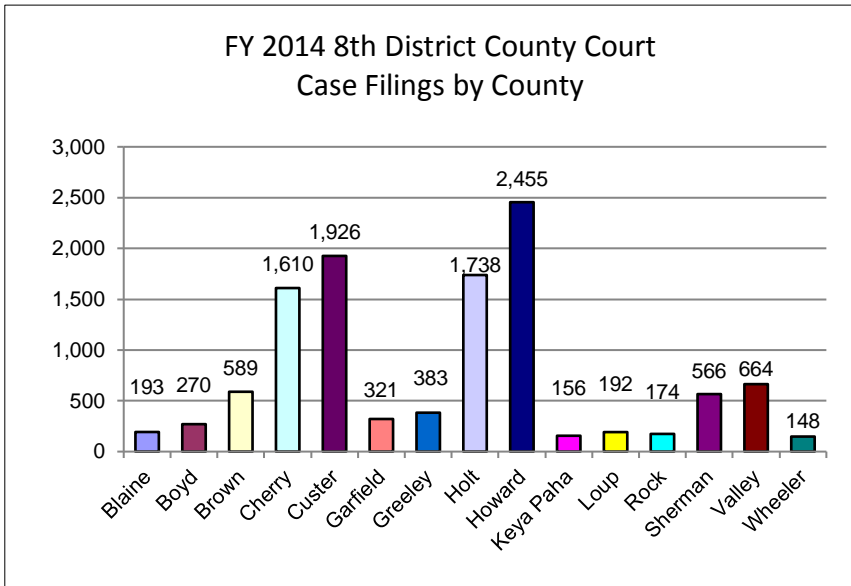
County	Misd/Ord Traffic	Misd/Ord Non-Traf	Felony	Civil	Small Claims	Probate/Inher Tax	Guard Cons	Adoption	Juvenile	Totals
Antelope	608	159	27	207	14	31	7	1	12	1,066
Cuming	1,105	278	44	232	22	65	11	2	34	1,793
Knox	176	118	16	149	33	45	4	2	11	554
Madison	1,999	1,848	348	1,480	124	104	47	21	166	6,137
Pierce	818	164	13	177	11	31	4	4	19	1,241
Stanton	693	224	28	192	10	22	4	2	16	1,191
Wayne	470	207	36	186	31	25	9	2	15	981
<b>Total</b>	<b>5,869</b>	<b>2,998</b>	<b>512</b>	<b>2,623</b>	<b>245</b>	<b>323</b>	<b>86</b>	<b>34</b>	<b>273</b>	<b>12,963</b>

25 domestic relations cases were referred to county judges

Antelope County had 1 Juvenile 3A case filed which involved 5 children

Madison County had 41 Juvenile 3A cases filed which involved 57 children

## 8th Judicial District -- County Court



### District Filings By Year

2005	13,117
2006	12,312
2007	13,721
2008	12,708
2009	12,449
2010	12,748
2011	12,850
2012	11,740
2013	11,622
FY 2014	11,385

### FY 2014 (July 1, 2013 - June 30, 2014) Cases Filed By Category

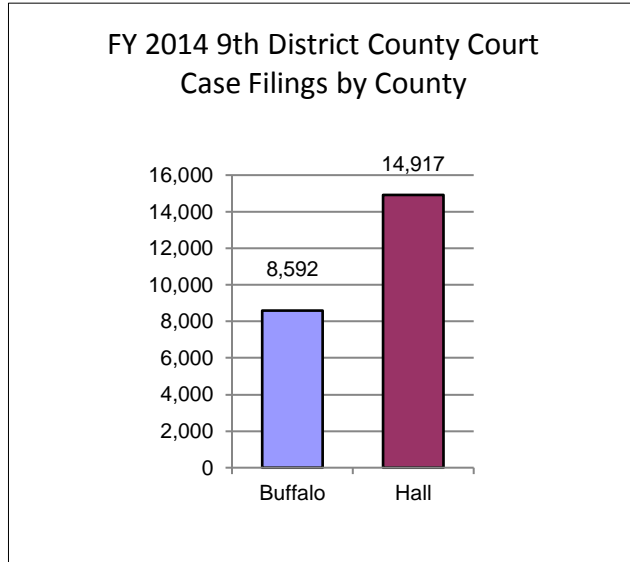
County	Misd/Ord Traffic	Misd/Ord Non-Traf	Felony	Civil	Small Claims	Probate/ Inher Tax	Guard Cons	Adoption	Juvenile	Totals
Blaine	137	22	5	22	3	4	0	0	0	193
Boyd	172	15	9	39	13	16	3	1	2	270
Brown	239	150	13	118	34	19	2	2	12	589
Cherry	957	326	39	220	18	38	4	1	7	1,610
Custer	863	376	82	464	24	61	8	8	40	1,926
Garfield	158	80	10	44	9	18	0	0	2	321
Greeley	224	46	12	77	2	16	2	0	4	383
Holt	842	329	60	321	72	50	8	0	56	1,738
Howard	1,694	343	32	318	16	33	6	6	7	2,455
Keya Paha	108	17	10	15	0	6	0	0	0	156
Loup	113	48	2	18	9	1	0	1	0	192
Rock	117	17	2	27	3	7	0	0	1	174
Sherman	240	113	18	158	7	20	3	0	7	566
Valley	271	135	18	180	11	35	6	2	6	664
Wheeler	100	10	1	30	0	7	0	0	0	148
<b>Total</b>	<b>6,235</b>	<b>2,027</b>	<b>313</b>	<b>2,051</b>	<b>221</b>	<b>331</b>	<b>42</b>	<b>21</b>	<b>144</b>	<b>11,385</b>

18 domestic relations cases were referred to county judges

Greeley County had 8 Juvenile 3A cases filed which involved 15 children

Valley County had 5 Juvenile 3A cases filed which involved 5 children

## 9th Judicial District -- County Court



### District Filings By Year

2005	24,227
2006	25,492
2007	26,782
2008	27,078
2009	26,782
2010	27,123
2011	25,750
2012	24,958
2013	23,757
FY 2014	23,509

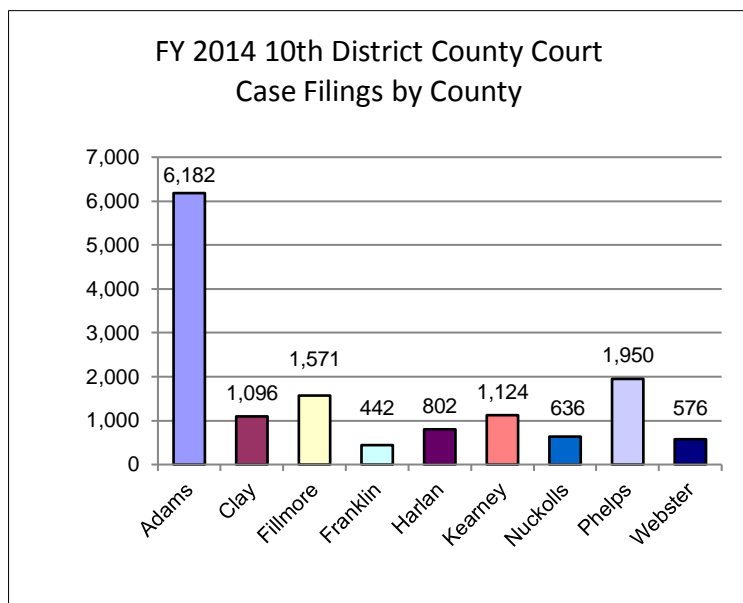
### FY 2014 (July 1, 2013 - June 30, 2014) Cases Filed By Category

County	Misd/Ord Traffic	Misd/Ord Non-Traf	Felony	Civil	Small Claims	Probate/ Inher Tax	Guard Cons	Adoption	Juvenile	Totals
Buffalo	2,824	2,247	437	2,562	91	137	44	34	216	8,592
Hall	4,656	3,523	780	4,950	177	162	89	38	542	14,917
Total	7,480	5,770	1,217	7,512	268	299	133	72	758	23,509

108 domestic relations cases were referred to county judges

Hall County had 44 Juvenile 3A cases filed which involved 83 children

## 10th Judicial District -- County Court



### District Filings By Year

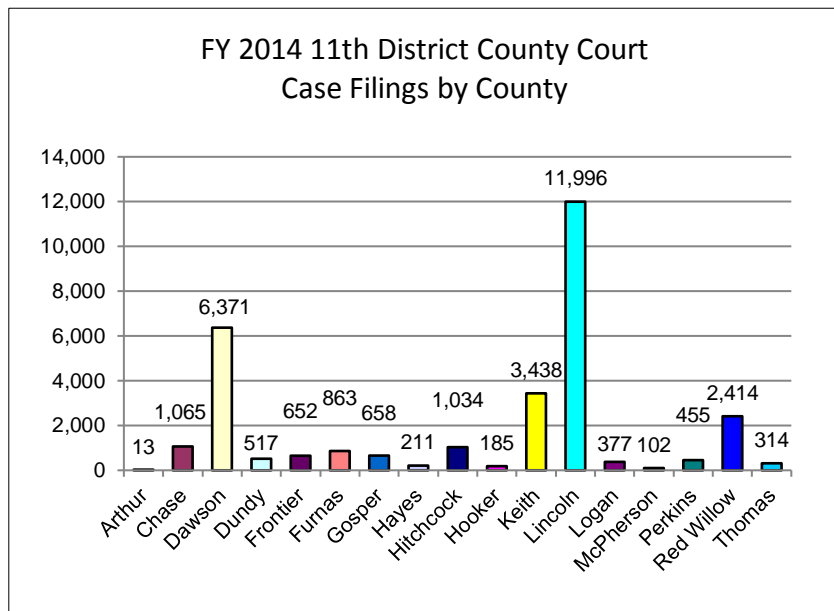
2005	15,875
2006	15,729
2007	15,327
2008	15,658
2009	15,837
2010	15,650
2011	15,360
2012	15,377
2013	14,026
FY 2014	14,379

### FY 2014 (July 1, 2013 - June 30, 2014) Cases Filed By Category

County	Misd/Ord Traffic	Misd/Ord Non-Traf	Felony	Civil	Small Claims	Probate/ Inher Tax	Guard Cons	Adoption	Juvenile	Totals
Adams	2,178	1,139	313	2,019	81	105	31	21	295	6,182
Clay	499	170	21	337	8	28	6	1	26	1,096
Fillmore	1,018	158	32	267	19	43	7	0	27	1,571
Franklin	87	142	12	121	13	16	6	2	43	442
Harlan	336	259	27	124	13	20	3	0	20	802
Kearney	470	192	32	321	23	34	11	1	40	1,124
Nuckolls	276	125	21	152	14	29	6	1	12	636
Phelps	906	400	104	409	39	37	9	9	37	1,950
Webster	230	97	16	170	11	34	6	0	12	576
<b>Total</b>	<b>6,000</b>	<b>2,682</b>	<b>578</b>	<b>3,920</b>	<b>221</b>	<b>346</b>	<b>85</b>	<b>35</b>	<b>512</b>	<b>14,379</b>

44 domestic relations cases were referred to county judges

## 11th Judicial District -- County Court



### District Filings By Year

2005	32,881
2006	33,868
2007	35,875
2008	36,873
2009	35,964
2010	33,318
2011	32,052
2012	30,752
2013	31,553
FY 2014	30,665

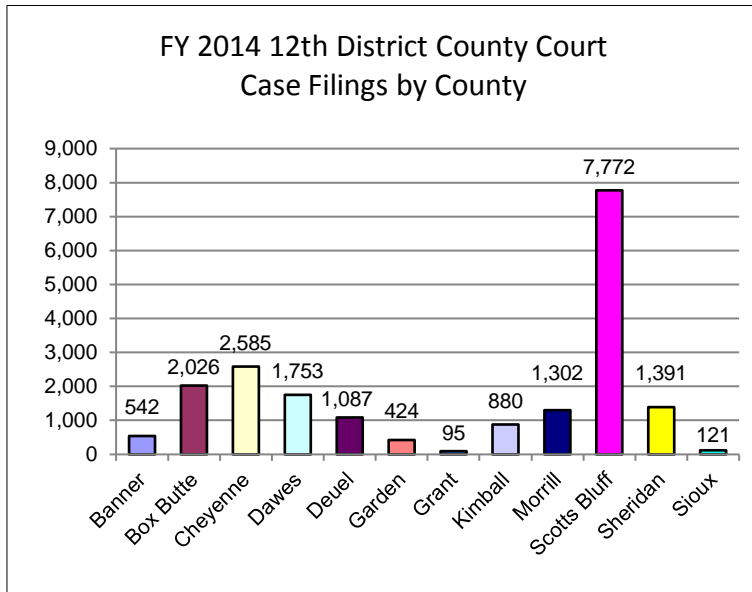
### FY 2014 (July 1, 2013 - June 30, 2014) Cases Filed By Category

County	Misd/Ord Traffic	Misd/Ord Non-Traf	Felony	Civil	Small Claims	Probate/Inher Tax	Guard Cons	Adoption	Juvenile	Totals
Arthur	2	2	1	3	1	3	1	0	0	13
Chase	525	301	23	155	13	28	0	2	18	1,065
Dawson	2,531	1,380	298	1,774	72	76	21	8	211	6,371
Dundy	329	64	16	74	13	16	3	2	0	517
Frontier	301	187	8	118	11	20	1	1	5	652
Furnas	282	218	34	243	24	30	7	1	24	863
Gosper	378	150	8	100	7	12	0	0	3	658
Hayes	143	31	4	21	3	8	1	0	0	211
Hitchcock	459	346	19	172	5	25	0	3	5	1,034
Hooker	129	37	1	14	1	2	0	0	1	185
Keith	1,956	886	136	330	36	40	5	4	45	3,438
Lincoln	6,344	1,812	650	2,572	171	132	49	21	245	11,996
Logan	276	38	9	35	7	5	0	1	6	377
McPherson	71	4	0	19	4	3	0	0	1	102
Perkins	224	96	11	79	9	19	3	2	12	455
Red Willow	841	692	97	545	76	55	11	6	91	2,414
Thomas	235	46	3	26	1	1	1	0	1	314
<b>Total</b>	<b>15,026</b>	<b>6,290</b>	<b>1,318</b>	<b>6,280</b>	<b>454</b>	<b>475</b>	<b>103</b>	<b>51</b>	<b>668</b>	<b>30,665</b>

No domestic relations cases were referred to a county judge.

Keith county had 14 Juvenile 3A cases filed which involved 14 children

## 12th Judicial District -- County Court



### District Filings By Year

2005	23,395
2006	23,412
2007	25,210
2008	24,840
2009	23,510
2010	21,896
2011	21,970
2012	22,011
2013	20,900
FY 2014	19,978

### FY 2014 (July 1, 2013 - June 30, 2014) Cases Filed By Category

County	Misd/Ord Traffic	Misd/Ord Non-Traf	Felony	Civil	Small Claims	Probate/ Inher Tax	Guard Cons	Adoption	Juvenile	Totals
Banner	466	37	2	19	1	11	1	2	3	542
Box Butte	640	444	68	706	59	45	12	5	47	2,026
Cheyenne	1,220	440	152	605	38	49	3	4	74	2,585
Dawes	857	499	48	211	55	43	7	2	31	1,753
Deuel	765	174	62	68	8	5	0	0	5	1,087
Garden	260	53	7	76	9	11	0	0	8	424
Grant	56	10	7	10	4	8	0	0	0	95
Kimball	404	178	68	158	17	19	5	1	30	880
Morrill	758	227	23	225	12	19	6	2	30	1,302
Scotts Bluff	2,513	1,842	327	2,414	128	145	60	32	311	7,772
Sheridan	636	462	64	140	11	28	11	3	36	1,391
Sioux	70	14	0	20	4	10	3	0	0	121
<b>Total</b>	<b>8,645</b>	<b>4,380</b>	<b>828</b>	<b>4,652</b>	<b>346</b>	<b>393</b>	<b>108</b>	<b>51</b>	<b>575</b>	<b>19,978</b>

50 domestic relations cases were referred to county judges

Dawes County had 4 Juvenile 3A cases filed which involved 6 children

Unless otherwise stated, county courts report one juvenile case per child involved.