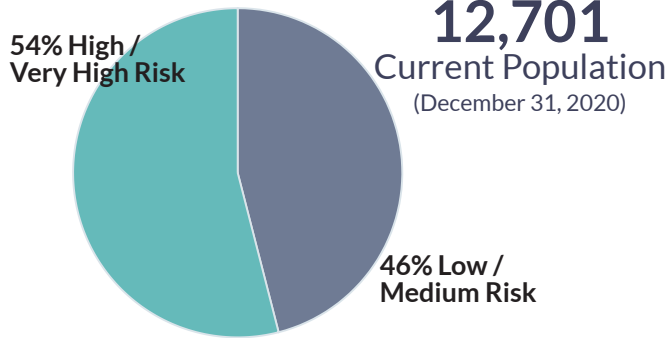




Adult Probation Quarterly Report

Date Range: October 1 - December 31, 2020 (unless noted)

Adult Probation refers to individuals sentenced to a term of traditional probation. This excludes individuals sentenced to post-release supervision (PRS). Any data that includes both traditional and PRS will note as such.



Average Supervision Cost (FY20)

CBR \$3.46 / day
CBI \$5.82 / day
AI \$9.34 / day

Alternatives to incarceration (AI) population includes PRS, Reframe, SSAS and TIP classifications.

October - December 31, 2020



2,346

Investigations Ordered

56,961

Drug Tests Collected

58,485

of Reporting Center Visits/Year for All Probationers (Calendar Year 2020)

Average LS/CMI Score by Classification Group

CBR
13.4
(N=4,003)

CBI
21.4
(N=3,785)

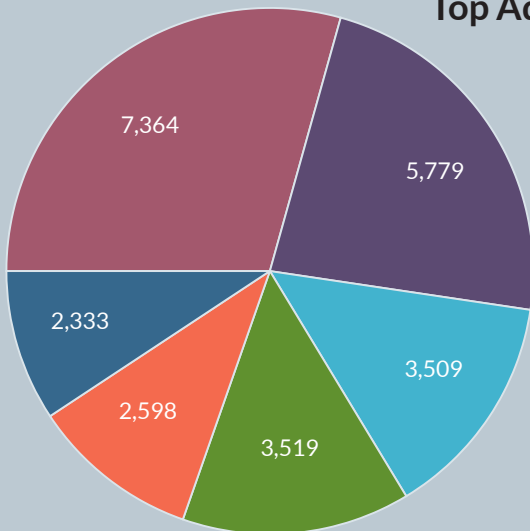
Reframe
26.0
(N=228)

SSAS
27.5
(N=532)

TIP
40.0
(N=1)

CBR: Community-based Resources; CBI - Community-based Intervention; SSAS - Specialized Substance Abuse Supervision; TIP - Transitional Intervention Program. Only current, active adults with a LS/CMI assessment are included by classification. Not all adults are required to have an LS/CMI assessment. PRS classified adults are excluded.

Top Administrative Sanctions



- Failure to report for alcohol/drug testing 29%
- Positive Drug Test 23%
- Positive Alcohol Test 14%
- Drug Use Admission 14%
- Alcohol Use 10%
- Failure to report for office visits 9%

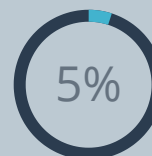
Administrative Sanctions

2,708 Sanctions Applied
Average of 1.5 sanctions per adult (October - December 2020)

6%

of custodial sanctions (N = 167) had a court hearing between October - December 2020.

131 individuals (5%), of the 6,152 felony probation adults (traditional and PRS), are in jail on a custodial sanction every day across Nebraska, on average.



Due to the large number of actions that would prompt a administrative sanction, only a portion of those that are the most used are displayed here. This represents all administrative sanctions that have been applied to all active adult probationers as of the last day of the calendar quarter.

63%

of Motions to Revoke filed were due to New Law Violations



the remaining 37% were due to Technical Violations

October - December 2020

81%

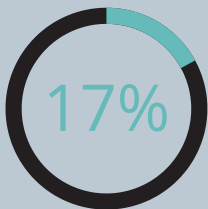
of probation cases are **Not Revoked**

Completed: 72%
Unsatisfactory: 8%
Revoked: 19%
Other: 1%

Completed includes completion of probation and early release. Other includes death, district override, problem-solving court.



Statewide Recidivism Rate



of adults who were successfully discharged from Probation, were found responsible for another qualifying offense within three years of their release. This current recidivism rate is reported as of December 31, 2020. At this time, PRS cannot be separated within the recidivism data and are included in this percentage.

Recidivism by Risk Level

As predicted by the validated risk assessment tool, Level of Service/ Case Management Inventory (LS/CMI), the total population of low risk adults who discharge successfully between December 31, 2016 and December 31, 2017 (Supreme Court requires 3 years from date of release) recidivated at a lower rate than the total population of medium or high risk adults.

