



Nebraska Judicial Branch  
Annual Caseload Report

# County Courts

Fiscal Year 2020

July 1, 2019 to

June 30, 2020

# Nebraska County Courts Annual Caseload Report

**Fiscal Year 2020 — July 1, 2019 to June 30, 2020**

This Annual County Court Caseload Report contains caseload statistics for Nebraska's 93 County Courts, grouped into twelve Judicial Districts. Statistics are compiled through extracts from the JUSTICE automated trial court case management system. Providing court statistics ensures transparency to the public and assists administration in ensuring efficient court practices.

Caseload statistics demonstrate the volume of cases in each jurisdiction and the changes that occur over time. Data are useful in determining staffing levels and for predicting the effect on caseloads due to changes in the law.

Caseload data is now produced with a new, more reliable reporting software tool. Prior to FY 2016, caseload data was extracted and aggregated monthly through a programmed process. The 10 year history section of this Caseload Report should not be compared to reports prior to FY 2016.

Reports are available for all levels of state appellate and trial courts at [www.supremecourt.ne.gov](http://www.supremecourt.ne.gov) > Administration > Publications and Reports.

## Mission of the Nebraska Administrative Office of the Courts:

Under the direction of the Nebraska Supreme Court, the Administrative Office of the Courts' mission is to ensure the public has equal access to justice, using leadership, education, technology, and administrative services to implement consistent, efficient, and effective court practices.

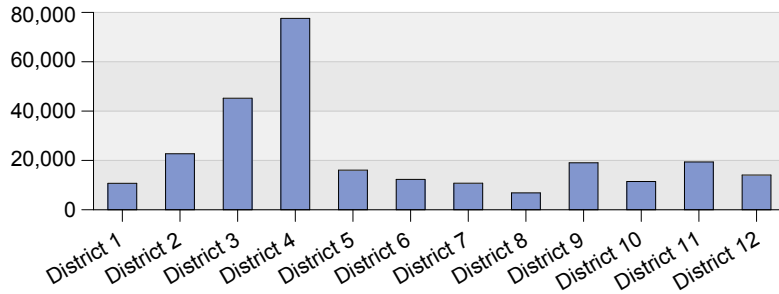


**Corey R. Steel | Nebraska State Court Administrator**  
**Nebraska Supreme Court**

Rm. 1213 State Capitol | P.O. Box 98910 | Lincoln, NE 68509  
T 402.471.3730 | F 402.471.2197  
[www.supremecourt.ne.gov](http://www.supremecourt.ne.gov)

# Fiscal Year 2020 Nebraska County Court Adult Annual Cases Opened

### Fiscal Year 2020 County Court Adult Cases Opened by District



Historical Case Opened			
Year	Adult Court	Juvenile Court	Total Case Filings
FY 2011	391,328	5,734	397,062
FY 2012	380,391	5,897	386,288
FY 2013	354,931	5,357	360,288
FY 2014	341,650	4,868	346,518
FY 2015	328,427	5,226	333,653
FY 2016	327,555	5,192	332,747
FY 2017	325,707	5,161	330,868
FY 2018	321,502	4,850	326,352
FY 2019	299,909	4,467	304,376
FY 2020	266,083	4,469	270,552

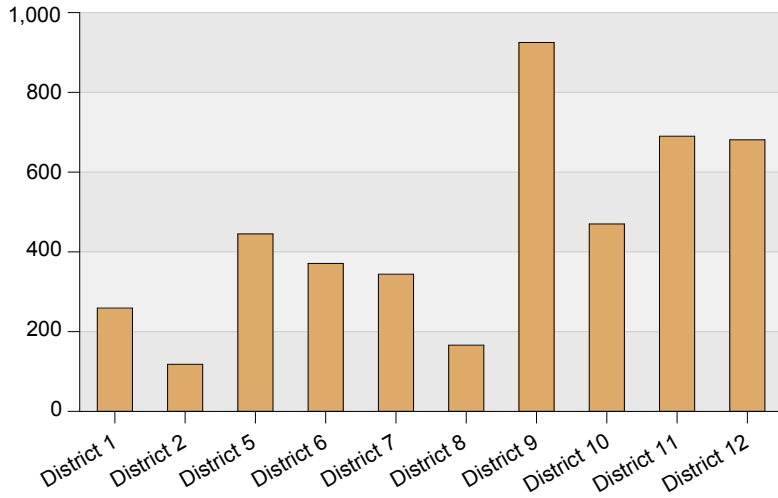
### Fiscal Year 2020 Adult Court Cases Opened by Category and District

	MISD/ Ordinance Traffic	MISD/Ordinance Non-Traffic	Felony	Civil	Small Claims	Probate/ Inheritance Tax	Guardian/ Conservator	Adoption	Summary
District 1	4,076	2,132	552	3,387	86	347	97	34	10,711
District 2	9,024	4,699	1,225	6,792	208	483	190	83	22,704
District 3	15,215	11,543	2,541	14,256	396	802	346	116	45,215
District 4	20,445	23,226	5,336	25,345	992	1,334	658	246	77,582
District 5	5,238	3,642	960	5,298	150	572	142	47	16,049
District 6	4,431	2,980	737	3,442	124	430	114	48	12,306
District 7	5,166	2,247	526	2,202	135	344	95	38	10,753
District 8	2,535	1,388	315	2,107	127	299	48	24	6,843
District 9	5,484	4,753	1,484	6,604	217	319	125	54	19,040
District 10	3,828	2,069	483	4,497	99	326	98	43	11,443
District 11	6,244	4,934	1,361	5,883	252	492	147	64	19,377
District 12	4,165	4,127	1,215	3,843	211	367	89	43	14,060
<b>Summary</b>	<b>85,851</b>	<b>67,740</b>	<b>16,735</b>	<b>83,656</b>	<b>2,997</b>	<b>6,115</b>	<b>2,149</b>	<b>840</b>	<b>266,083</b>

3,045 domestic relations cases were referred to county judges.

# Fiscal Year 2020 Nebraska County Court Juvenile Annual Cases Opened

### Fiscal Year 2020 County Court Juvenile Cases Opened by District



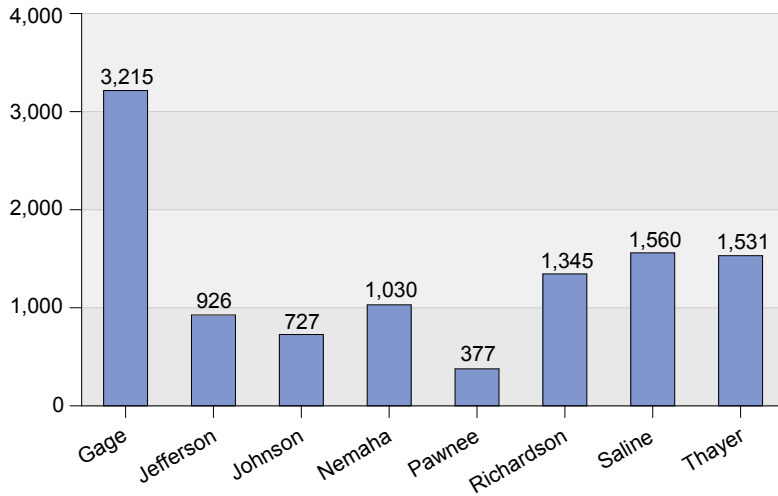
Historical Cases Opened			
Year	Adult Court	Juvenile Court	Total Case Filings
FY 2011	391,328	5,734	397,062
FY 2012	380,391	5,897	386,288
FY 2013	354,931	5,357	360,288
FY 2014	341,650	4,868	346,518
FY 2015	328,427	5,226	333,653
FY 2016	327,555	5,192	332,747
FY 2017	325,707	5,161	330,868
FY 2018	321,502	4,850	326,352
FY 2019	299,909	4,467	304,376
FY 2020	266,083	4,469	270,552

### Fiscal Year 2020 Juvenile Court Cases Opened by Category and District

	Misdemeanor (1)	Felony (2)	Neglected / Dependent (3A)	Status Offender (3B)	Mentally Ill and Dangerous (3C)	Infraction (4)	Parental (5-8)	Summary
District 1	134	25	53	40	1	4	2	259
District 2	50	9	29	29	0	0	1	118
District 5	212	61	108	39	5	18	2	445
District 6	179	38	81	71	1	0	1	371
District 7	205	26	71	34	8	0	0	344
District 8	68	30	51	12	1	3	1	166
District 9	608	146	133	33	0	5	0	925
District 10	213	29	109	31	4	78	6	470
District 11	313	51	233	77	7	6	3	690
District 12	377	71	163	66	2	2	0	681
<b>Summary</b>	<b>2,359</b>	<b>486</b>	<b>1,031</b>	<b>432</b>	<b>29</b>	<b>116</b>	<b>16</b>	<b>4,469</b>

# 1st Judicial District - County Court Adult Cases Opened

### Fiscal Year 2020 County Court Adult Cases Opened by District



Historical Cases Opened			
Year	Adult Court	Juvenile Court	Total Case Filings
FY 2011	13,214	395	13,609
FY 2012	13,060	500	13,560
FY 2013	11,570	493	12,063
FY 2014	12,801	430	13,231
FY 2015	12,232	459	12,691
FY 2016	13,973	478	14,451
FY 2017	15,021	463	15,484
FY 2018	13,965	458	14,423
FY 2019	12,426	337	12,763
FY 2020	10,711	259	10,970

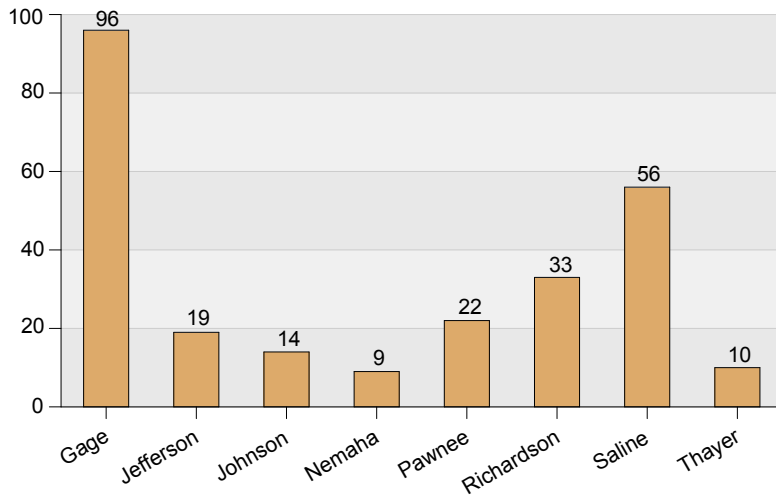
### Fiscal Year 2020 Adult Court Cases Opened by County and Category

	MISD/ Ordinance Traffic	MISD/Ordinance Non-Traffic	Felony	Civil	Small Claims	Probate/ Inheritance Tax	Guardian/ Conservator	Adoption	Summary
Gage	823	752	207	1,259	18	109	36	11	3,215
Jefferson	237	152	83	392	8	40	12	2	926
Johnson	240	139	41	266	7	30	2	2	727
Nemaha	479	183	39	272	11	36	6	4	1,030
Pawnee	105	121	19	104	4	19	4	1	377
Richardson	536	323	75	325	16	40	20	10	1,345
Saline	507	324	73	573	17	49	14	3	1,560
Thayer	1,149	138	15	196	5	24	3	1	1,531
<b>Summary</b>	<b>4,076</b>	<b>2,132</b>	<b>552</b>	<b>3,387</b>	<b>86</b>	<b>347</b>	<b>97</b>	<b>34</b>	<b>10,711</b>

224 domestic relations cases were referred to county judges.

# 1st Judicial District - County Court Juvenile Cases Opened

### Fiscal Year 2020 County Court Juvenile Cases Opened by District



Historical Cases Opened			
Year	Adult Court	Juvenile Court	Total Case Filings
FY 2011	13,214	395	13,609
FY 2012	13,060	500	13,560
FY 2013	11,570	493	12,063
FY 2014	12,801	430	13,231
FY 2015	12,232	459	12,691
FY 2016	13,973	478	14,451
FY 2017	15,021	463	15,484
FY 2018	13,965	458	14,423
FY 2019	12,426	337	12,763
FY 2020	10,711	259	10,970

### Fiscal Year 2020 Juvenile Court Cases Opened by County and Category

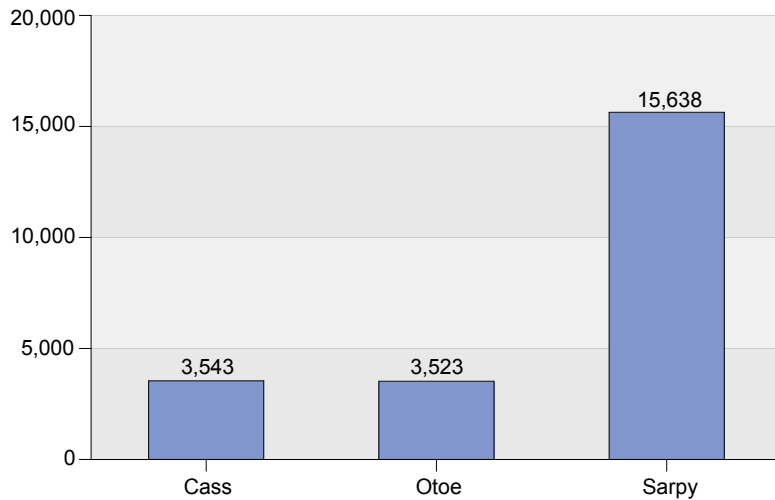
	Misdemeanor (1)	Felony (2)	Neglected / Dependent (3A)	Status Offender (3B)	Mentally Ill and Dangerous (3C)	Infraction (4)	Parental (5-8)	Summary
Gage	53	10	12	21	0	0	0	96
Jefferson	3	2	7	6	0	0	1	19
Johnson	2	3	6	3	0	0	0	14
Nemaha	2	2	0	3	1	1	0	9
Pawnee	9	2	8	3	0	0	0	22
Richardson	19	1	13	0	0	0	0	33
Saline	40	4	5	3	0	3	1	56
Thayer	6	1	2	1	0	0	0	10
<b>Summary</b>	<b>134</b>	<b>25</b>	<b>53</b>	<b>40</b>	<b>1</b>	<b>4</b>	<b>2</b>	<b>259</b>

Saline County had 10 Juvenile 3A cases opened which involved 18 children.

Unless otherwise noted, one juvenile case was opened per child involved.

## 2nd Judicial District - County Court Adult Cases Opened

### Fiscal Year 2020 County Court Adult Cases Opened by District



### Historical Cases Opened

Year	Adult Court	Juvenile Court	Total Case Filings
FY 2011	33,764	248	34,012
FY 2012	31,223	266	31,489
FY 2013	28,533	233	28,766
FY 2014	27,961	213	28,174
FY 2015	27,314	230	27,544
FY 2016	27,512	194	27,706
FY 2017	27,929	206	28,135
FY 2018	27,538	175	27,713
FY 2019	26,155	141	26,296
FY 2020	22,704	118	22,822

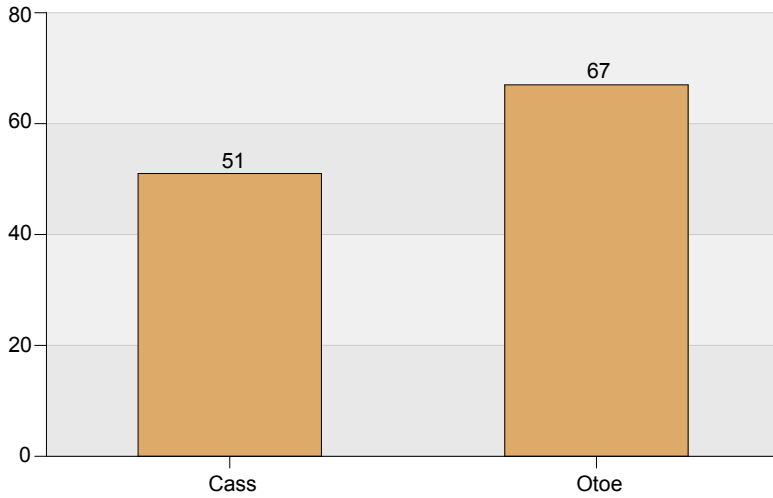
### Fiscal Year 2020 Adult Court Cases Opened by County and Category

	MISD/ Ordinance Traffic	MISD/Ordinance Non-Traffic	Felony	Civil	Small Claims	Probate/ Inheritance Tax	Guardian/ Conservator	Adoption	Summary
Cass	1,829	552	126	903	22	78	25	8	3,543
Otoe	2,006	476	153	762	37	72	12	5	3,523
Sarpy	5,189	3,671	946	5,127	149	333	153	70	15,638
<b>Summary</b>	<b>9,024</b>	<b>4,699</b>	<b>1,225</b>	<b>6,792</b>	<b>208</b>	<b>483</b>	<b>190</b>	<b>83</b>	<b>22,704</b>

243 domestic relations cases were referred to county judges.

## 2nd Judicial District - County Court Juvenile Cases Opened

**Fiscal Year 2020 County Court Juvenile Cases Opened by District**



Historical Cases Opened			
Year	Adult Court	Juvenile Court	Total Case Filings
FY 2011	33,764	248	34,012
FY 2012	31,223	266	31,489
FY 2013	28,533	233	28,766
FY 2014	27,961	213	28,174
FY 2015	27,314	230	27,544
FY 2016	27,512	194	27,706
FY 2017	27,929	206	28,135
FY 2018	27,538	175	27,713
FY 2019	26,155	141	26,296
FY 2020	22,704	118	22,822

**Fiscal Year 2020 Juvenile Court Cases Opened by County and Category**

	Misdemeanor (1)	Felony (2)	Neglected / Dependent (3A)	Status Offender (3B)	Parental (5-8)	Summary
Cass	22	6	14	8	1	51
Otoe	28	3	15	21	0	67
<b>Summary</b>	<b>50</b>	<b>9</b>	<b>29</b>	<b>29</b>	<b>1</b>	<b>118</b>

Cass County had 28 Juvenile 3A cases opened which involved 52 children.

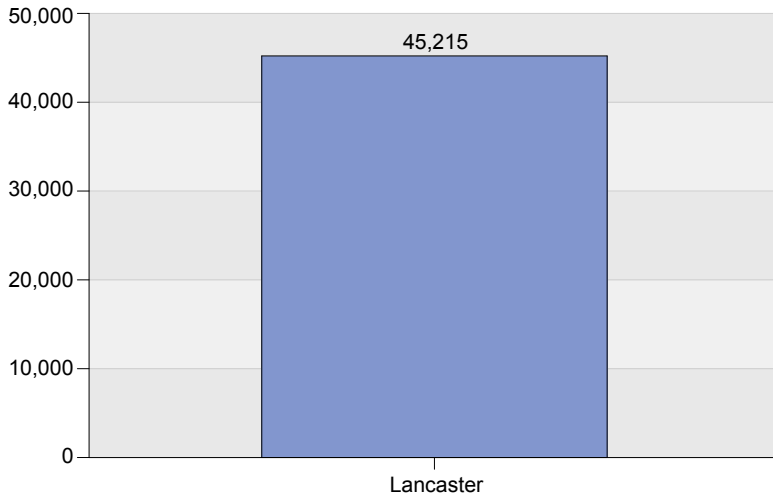
Otoe County had 30 Juvenile 3A cases opened which involved 60 children.

Unless otherwise noted, one juvenile case was opened per child involved.



## 3rd Judicial District - County Court Adult Cases Opened

**Fiscal Year 2020 County Court Adult Cases Opened by District**



Historical Cases Opened			
Year	Adult Court	Juvenile Court	Total Case Filings
FY 2011	64,494	0	64,494
FY 2012	63,178	0	63,178
FY 2013	59,051	0	59,051
FY 2014	61,824	0	61,824
FY 2015	57,886	0	57,886
FY 2016	55,820	0	55,820
FY 2017	54,575	0	54,575
FY 2018	52,809	0	52,809
FY 2019	52,882	0	52,882
FY 2020	45,215	0	45,215

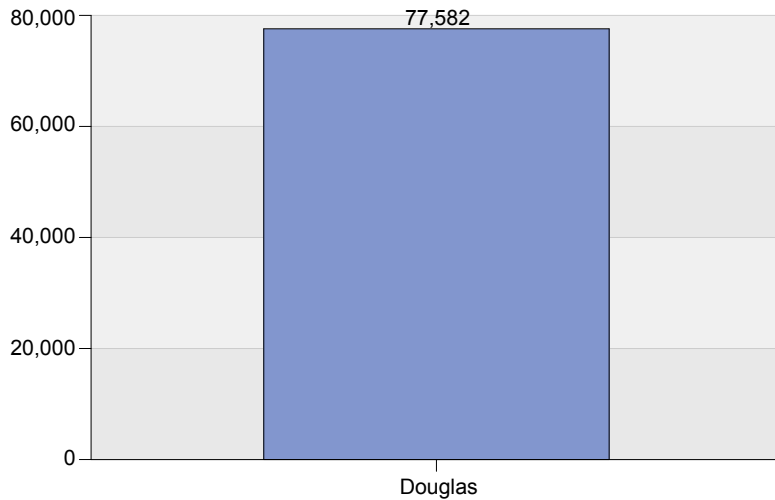
**Fiscal Year 2020 Adult Court Cases Opened by County and Category**

	MISD/ Ordinance Traffic	MISD/Ordinance Non-Traffic	Felony	Civil	Small Claims	Probate/ Inheritance Tax	Guardian/ Conservator	Adoption	Summary
Lancaster	15,215	11,543	2,541	14,256	396	802	346	116	45,215
Summary	15,215	11,543	2,541	14,256	396	802	346	116	45,215

335 domestic relations cases were referred to county judges.

## 4th Judicial District - County Court Adult Cases Opened

**Fiscal Year 2020 County Court Adult Cases Opened by District**



**Historical Cases Opened**

Year	Adult Court	Juvenile Court	Total Case Filings
FY 2011	115,416	0	115,416
FY 2012	114,988	0	114,988
FY 2013	102,461	0	102,461
FY 2014	92,279	0	92,279
FY 2015	86,479	0	86,479
FY 2016	87,214	0	87,214
FY 2017	87,713	0	87,713
FY 2018	90,557	0	90,557
FY 2019	86,968	0	86,968
FY 2020	77,582	0	77,582

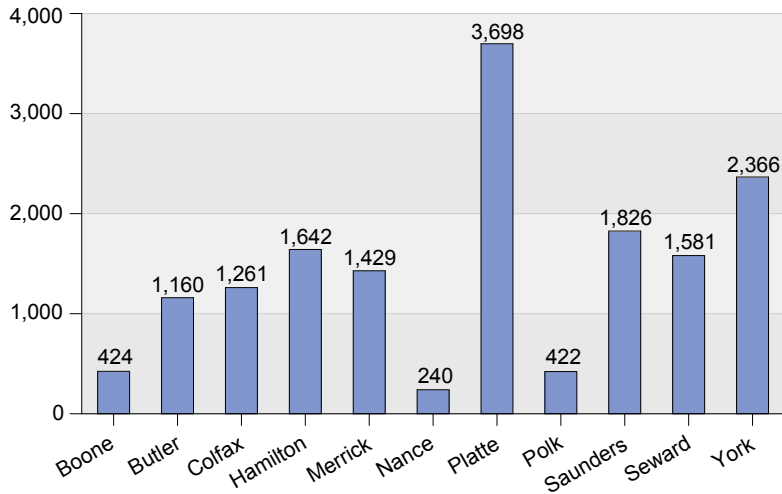
**Fiscal Year 2020 Adult Court Cases Opened by County and Category**

	MISD/ Ordinance Traffic	MISD/Ordinance Non-Traffic	Felony	Civil	Small Claims	Probate/ Inheritance Tax	Guardian/ Conservator	Adoption	Summary
Douglas	20,445	23,226	5,336	25,345	992	1,334	658	246	77,582
Summary	20,445	23,226	5,336	25,345	992	1,334	658	246	77,582

1,495 domestic relations cases were referred to county judges.

## 5th Judicial District - County Court Adult Cases Opened

### Fiscal Year 2020 County Court Adult Cases Opened by District



### Historical Cases Opened

Year	Adult Court	Juvenile Court	Total Case Filings
FY 2011	22,448	887	23,335
FY 2012	21,154	859	22,013
FY 2013	20,559	842	21,401
FY 2014	19,516	784	20,300
FY 2015	19,574	855	20,429
FY 2016	19,242	803	20,045
FY 2017	19,413	797	20,210
FY 2018	20,620	679	21,299
FY 2019	18,009	556	18,565
FY 2020	16,049	445	16,494

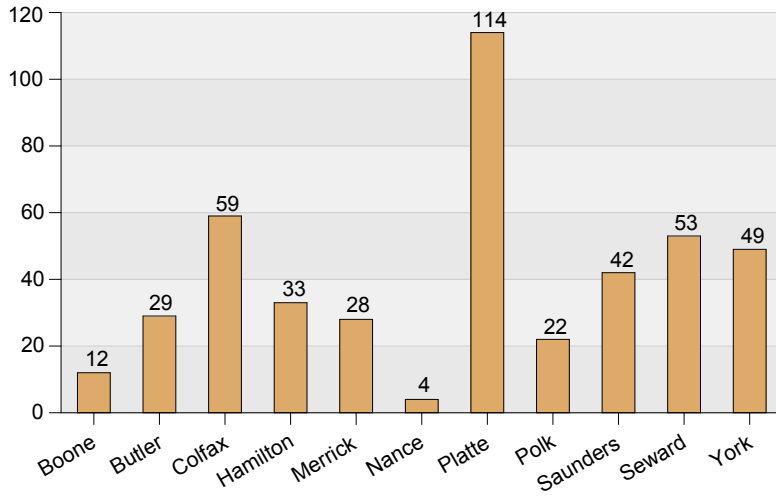
### Fiscal Year 2020 Adult Court Cases Opened by County and Category

	MISD/ Ordinance Traffic	MISD/Ordinance Non-Traffic	Felony	Civil	Small Claims	Probate/ Inheritance Tax	Guardian/ Conservator	Adoption	Summary
Boone	126	46	17	195	4	32	2	2	424
Butler	365	324	73	322	9	54	12	1	1,160
Colfax	406	413	48	332	13	38	9	2	1,261
Hamilton	836	237	80	429	7	39	7	7	1,642
Merrick	690	262	71	357	7	30	12	0	1,429
Nance	24	30	20	134	6	20	4	2	240
Platte	832	1,081	251	1,303	46	137	37	11	3,698
Polk	95	60	14	205	8	32	6	2	422
Saunders	570	379	110	654	17	77	17	2	1,826
Seward	514	322	91	549	14	58	21	12	1,581
York	780	488	185	818	19	55	15	6	2,366
<b>Summary</b>	<b>5,238</b>	<b>3,642</b>	<b>960</b>	<b>5,298</b>	<b>150</b>	<b>572</b>	<b>142</b>	<b>47</b>	<b>16,049</b>

124 domestic relations cases were referred to county judges.

## 5th Judicial District - County Court Juvenile Cases Opened

### Fiscal Year 2020 County Court Juvenile Cases Opened by District



Historical Cases Opened			
Year	Adult Court	Juvenile Court	Total Case Filings
FY 2011	22,448	887	23,335
FY 2012	21,154	859	22,013
FY 2013	20,559	842	21,401
FY 2014	19,516	784	20,300
FY 2015	19,574	855	20,429
FY 2016	19,242	803	20,045
FY 2017	19,413	797	20,210
FY 2018	20,620	679	21,299
FY 2019	18,009	556	18,565
FY 2020	16,049	445	16,494

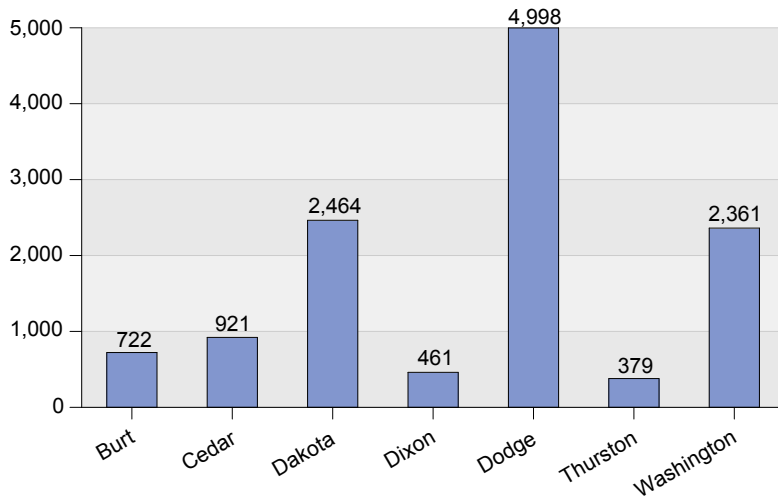
### Fiscal Year 2020 Juvenile Court Cases Opened by County and Category

	Misdemeanor (1)	Felony (2)	Neglected / Dependent (3A)	Status Offender (3B)	Mentally Ill and Dangerous (3C)	Infraction (4)	Parental (5-8)	Summary
Boone	4	3	0	5	0	0	0	12
Butler	17	2	8	2	0	0	0	29
Colfax	44	3	2	2	0	8	0	59
Hamilton	21	6	0	5	1	0	0	33
Merrick	20	6	1	0	1	0	0	28
Nance	1	3	0	0	0	0	0	4
Platte	48	11	32	13	2	8	0	114
Polk	11	1	8	1	1	0	0	22
Saunders	13	6	22	1	0	0	0	42
Seward	18	6	21	5	0	1	2	53
York	15	14	14	5	0	1	0	49
<b>Summary</b>	<b>212</b>	<b>61</b>	<b>108</b>	<b>39</b>	<b>5</b>	<b>18</b>	<b>2</b>	<b>445</b>

Unless otherwise noted, one juvenile case was opened per child involved.

## 6th Judicial District - County Court Adult Cases Opened

### Fiscal Year 2020 County Court Adult Cases Opened by District



### Historical Cases Opened

Year	Adult Court	Juvenile Court	Total Case Filings
FY 2011	20,767	613	21,380
FY 2012	19,274	617	19,891
FY 2013	18,054	452	18,506
FY 2014	17,036	473	17,509
FY 2015	17,530	462	17,992
FY 2016	17,586	437	18,023
FY 2017	16,637	420	17,057
FY 2018	16,912	449	17,361
FY 2019	15,451	364	15,815
FY 2020	12,306	371	12,677

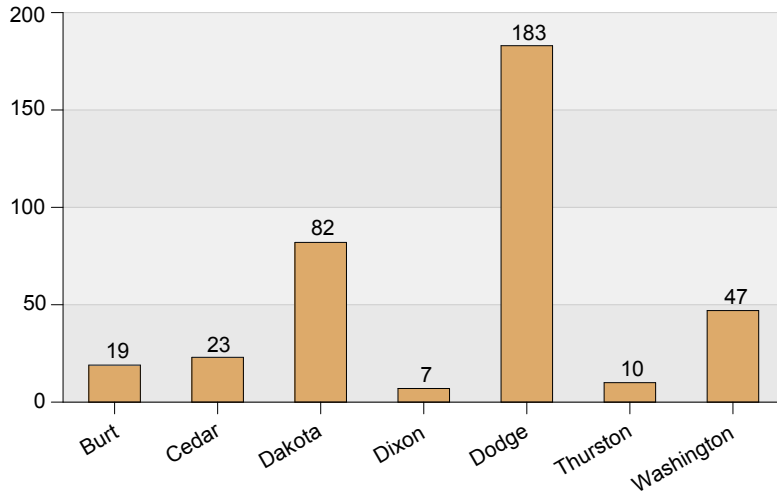
### Fiscal Year 2020 Adult Court Cases Opened by County and Category

	MISD/ Ordinance Traffic	MISD/Ordinance Non-Traffic	Felony	Civil	Small Claims	Probate/ Inheritance Tax	Guardian/ Conservator	Adoption	Summary
Burt	251	116	25	272	15	31	4	8	<b>722</b>
Cedar	456	224	24	145	10	51	9	2	<b>921</b>
Dakota	896	699	230	536	40	46	13	4	<b>2,464</b>
Dixon	215	109	11	96	2	20	6	2	<b>461</b>
Dodge	1,590	1,275	310	1,522	37	181	59	24	<b>4,998</b>
Thurston	90	76	27	159	3	18	4	2	<b>379</b>
Washington	933	481	110	712	17	83	19	6	<b>2,361</b>
<b>Summary</b>	<b>4,431</b>	<b>2,980</b>	<b>737</b>	<b>3,442</b>	<b>124</b>	<b>430</b>	<b>114</b>	<b>48</b>	<b>12,306</b>

150 domestic relations cases were referred to county judges.

## 6th Judicial District - County Court Juvenile Cases Opened

### Fiscal Year 2020 County Court Juvenile Cases Opened by District



Historical Cases Opened			
Year	Adult Court	Juvenile Court	Total Case Filings
FY 2011	20,767	613	21,380
FY 2012	19,274	617	19,891
FY 2013	18,054	452	18,506
FY 2014	17,036	473	17,509
FY 2015	17,530	462	17,992
FY 2016	17,586	437	18,023
FY 2017	16,637	420	17,057
FY 2018	16,912	449	17,361
FY 2019	15,451	364	15,815
FY 2020	12,306	371	12,677

### Fiscal Year 2020 Juvenile Court Cases Opened by County and Category

	Misdemeanor (1)	Felony (2)	Neglected / Dependent (3A)	Status Offender (3B)	Mentally Ill and Dangerous (3C)	Parental (5-8)	Summary
Burt	7	1	3	7	1	0	19
Cedar	18	1	4	0	0	0	23
Dakota	50	9	12	11	0	0	82
Dixon	3	0	3	1	0	0	7
Dodge	69	19	51	44	0	0	183
Thurston	5	1	4	0	0	0	10
Washington	27	7	4	8	0	1	47
<b>Summary</b>	<b>179</b>	<b>38</b>	<b>81</b>	<b>71</b>	<b>1</b>	<b>1</b>	<b>371</b>

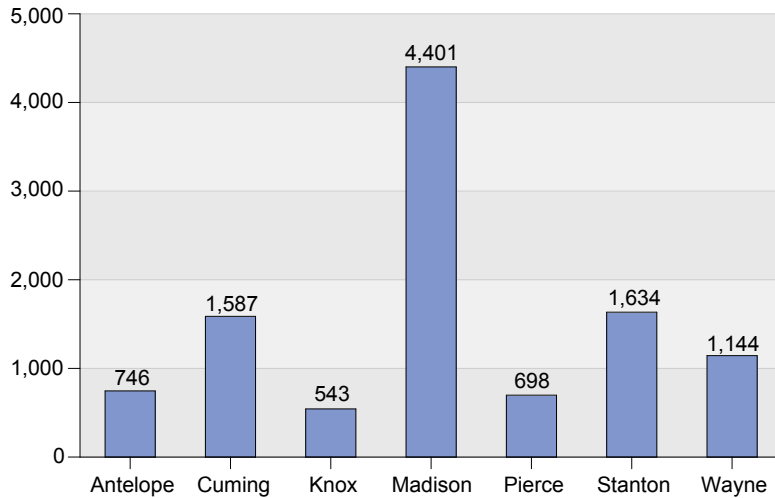
Burt County had 3 Juvenile 3A cases opened which involved 4 children.

Washington County had 8 Juvenile 3A cases opened which involved 24 children.

Unless otherwise noted, one juvenile case was opened per child involved.

## 7th Judicial District - County Court Adult Cases Opened

### Fiscal Year 2020 County Court Adult Cases Opened by District



### Historical Cases Opened

Year	Adult Court	Juvenile Court	Total Case Filings
FY 2011	14,583	334	14,917
FY 2012	14,074	290	14,364
FY 2013	13,888	276	14,164
FY 2014	12,711	275	12,986
FY 2015	12,328	337	12,665
FY 2016	12,125	345	12,470
FY 2017	12,060	370	12,430
FY 2018	11,695	414	12,109
FY 2019	11,383	403	11,786
FY 2020	10,753	344	11,097

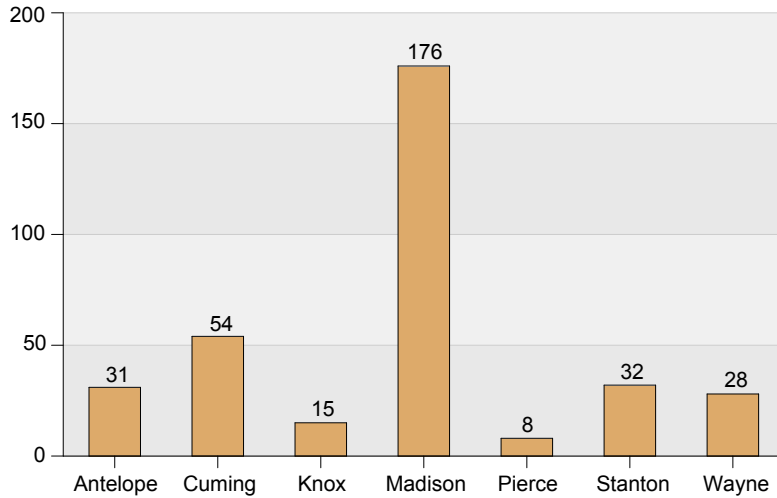
### Fiscal Year 2020 Adult Court Cases Opened by County and Category

	MISD/ Ordinance Traffic	MISD/Ordinance Non-Traffic	Felony	Civil	Small Claims	Probate/ Inheritance Tax	Guardian/ Conservator	Adoption	Summary
Antelope	320	160	26	181	16	29	8	6	746
Cuming	1,117	186	33	180	4	53	6	8	1,587
Knox	108	121	21	206	32	47	7	1	543
Madison	1,557	1,141	341	1,123	55	126	41	17	4,401
Pierce	322	114	21	178	9	37	14	3	698
Stanton	1,126	269	56	146	7	18	12	0	1,634
Wayne	616	256	28	188	12	34	7	3	1,144
<b>Summary</b>	<b>5,166</b>	<b>2,247</b>	<b>526</b>	<b>2,202</b>	<b>135</b>	<b>344</b>	<b>95</b>	<b>38</b>	<b>10,753</b>

84 domestic relations cases were referred to county judges.

## 7th Judicial District - County Court Juvenile Cases Opened

### Fiscal Year 2020 County Court Juvenile Cases Opened by District



Historical Cases Opened			
Year	Adult Court	Juvenile Court	Total Case Filings
FY 2011	14,583	334	14,917
FY 2012	14,074	290	14,364
FY 2013	13,888	276	14,164
FY 2014	12,711	275	12,986
FY 2015	12,328	337	12,665
FY 2016	12,125	345	12,470
FY 2017	12,060	370	12,430
FY 2018	11,695	414	12,109
FY 2019	11,383	403	11,786
FY 2020	10,753	344	11,097

### Fiscal Year 2020 Juvenile Court Cases Opened by County and Category

	Misdemeanor (1)	Felony (2)	Neglected / Dependent (3A)	Status Offender (3B)	Mentally Ill and Dangerous (3C)	Summary
Antelope	21	3	5	2	0	31
Cuming	25	4	21	4	0	54
Knox	9	0	4	2	0	15
Madison	114	12	35	9	6	176
Pierce	6	0	0	2	0	8
Stanton	19	1	3	9	0	32
Wayne	11	6	3	6	2	28
<b>Summary</b>	<b>205</b>	<b>26</b>	<b>71</b>	<b>34</b>	<b>8</b>	<b>344</b>

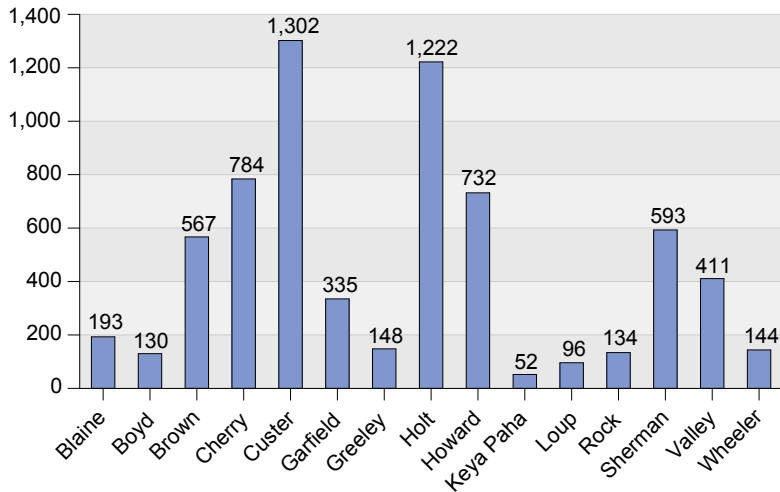
Madison County had 70 Juvenile 3A cases opened which involved 132 children.

Unless otherwise noted, one juvenile case was opened per child involved.



## 8th Judicial District - County Court Adult Cases Opened

### Fiscal Year 2020 County Court Adult Cases Opened by District



### Historical Cases Opened

Year	Adult Court	Juvenile Court	Total Case Filings
FY 2011	12,717	167	12,884
FY 2012	12,191	169	12,360
FY 2013	11,612	151	11,763
FY 2014	11,264	153	11,417
FY 2015	10,523	187	10,710
FY 2016	9,577	175	9,752
FY 2017	9,626	196	9,822
FY 2018	8,764	165	8,929
FY 2019	7,662	209	7,871
FY 2020	6,843	166	7,009

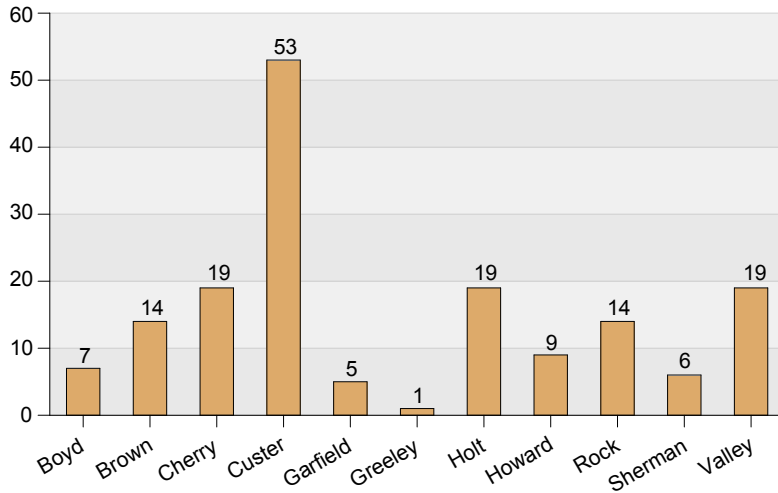
### Fiscal Year 2020 Adult Court Cases Opened by County and Category

	MISD/ Ordinance Traffic	MISD/Ordinance Non-Traffic	Felony	Civil	Small Claims	Probate/ Inheritance Tax	Guardian/ Conservator	Adoption	Summary
Blaine	162	6	2	18	1	4	0	0	193
Boyd	32	12	3	54	4	18	2	5	130
Brown	183	131	41	172	16	22	2	0	567
Cherry	272	223	47	204	4	27	7	0	784
Custer	421	245	68	499	13	47	6	3	1,302
Garfield	153	93	9	55	12	12	1	0	335
Greeley	32	19	3	80	1	12	1	0	148
Holt	523	140	38	412	52	38	11	8	1,222
Howard	303	139	39	194	5	40	6	6	732
Keya Paha	15	7	0	24	0	6	0	0	52
Loup	14	49	5	20	0	7	1	0	96
Rock	58	9	1	50	2	14	0	0	134
Sherman	191	213	18	136	10	19	5	1	593
Valley	86	85	39	159	7	28	6	1	411
Wheeler	90	17	2	30	0	5	0	0	144
<b>Summary</b>	<b>2,535</b>	<b>1,388</b>	<b>315</b>	<b>2,107</b>	<b>127</b>	<b>299</b>	<b>48</b>	<b>24</b>	<b>6,843</b>

49 domestic relations cases were referred to county judges.

## 8th Judicial District - County Court Juvenile Cases Opened

### Fiscal Year 2020 County Court Juvenile Cases Opened by District



Historical Cases Opened			
Year	Adult Court	Juvenile Court	Total Case Filings
FY 2011	12,717	167	12,884
FY 2012	12,191	169	12,360
FY 2013	11,612	151	11,763
FY 2014	11,264	153	11,417
FY 2015	10,523	187	10,710
FY 2016	9,577	175	9,752
FY 2017	9,626	196	9,822
FY 2018	8,764	165	8,929
FY 2019	7,662	209	7,871
FY 2020	6,843	166	7,009

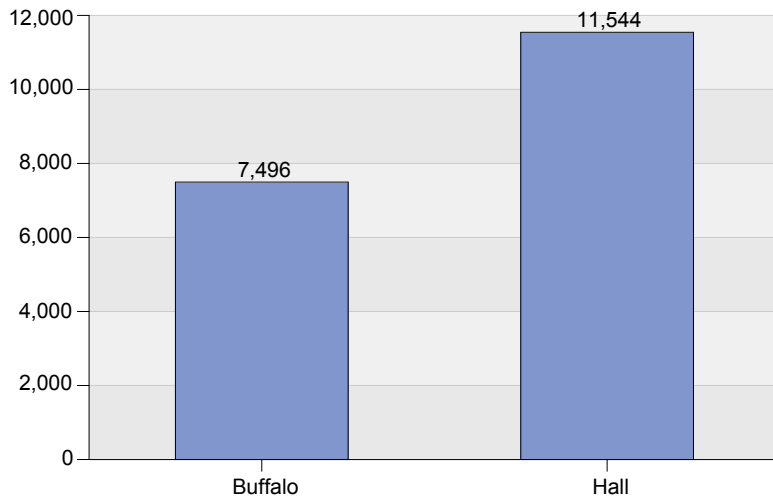
### Fiscal Year 2020 Juvenile Court Cases Opened by County and Category

	Misdemeanor (1)	Felony (2)	Neglected / Dependent (3A)	Status Offender (3B)	Mentally Ill and Dangerous (3C)	Infraction (4)	Parental (5-8)	Summary
Boyd	0	0	7	0	0	0	0	7
Brown	12	1	1	0	0	0	0	14
Cherry	13	5	1	0	0	0	0	19
Custer	11	7	28	6	0	1	0	53
Garfield	3	0	0	0	0	2	0	5
Greeley	1	0	0	0	0	0	0	1
Holt	5	6	5	1	1	0	1	19
Howard	4	5	0	0	0	0	0	9
Rock	8	5	1	0	0	0	0	14
Sherman	3	0	3	0	0	0	0	6
Valley	8	1	5	5	0	0	0	19
<b>Summary</b>	<b>68</b>	<b>30</b>	<b>51</b>	<b>12</b>	<b>1</b>	<b>3</b>	<b>1</b>	<b>166</b>

Unless otherwise noted, one juvenile case was opened per child involved.

## 9th Judicial District - County Court Adult Cases Opened

### Fiscal Year 2020 County Court Adult Cases Opened by District



### Historical Cases Opened

Year	Adult Court	Juvenile Court	Total Case Filings
FY 2011	25,902	905	26,807
FY 2012	24,317	1,011	25,328
FY 2013	23,632	869	24,501
FY 2014	22,769	763	23,532
FY 2015	22,224	887	23,111
FY 2016	21,952	770	22,722
FY 2017	21,763	786	22,549
FY 2018	21,161	764	21,925
FY 2019	20,023	699	20,722
FY 2020	19,040	925	19,965

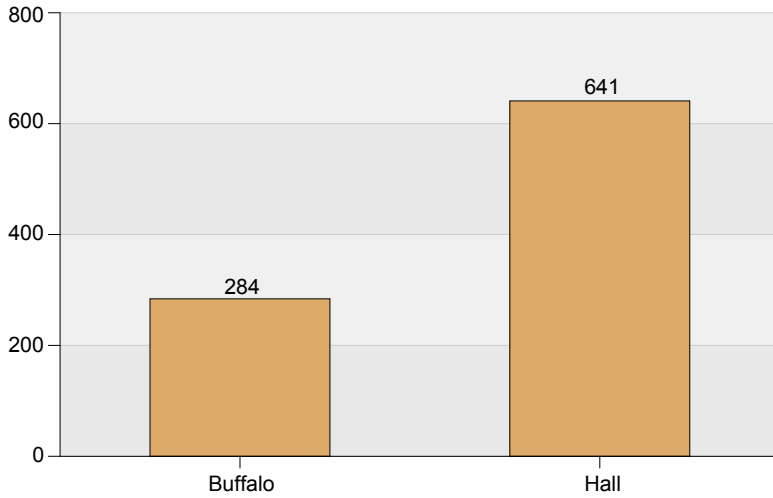
### Fiscal Year 2020 Adult Court Cases Opened by County and Category

	MISD/ Ordinance Traffic	MISD/Ordinance Non-Traffic	Felony	Civil	Small Claims	Probate/ Inheritance Tax	Guardian/ Conservator	Adoption	Summary
Buffalo	2,365	1,583	602	2,636	93	133	57	27	7,496
Hall	3,119	3,170	882	3,968	124	186	68	27	11,544
<b>Summary</b>	<b>5,484</b>	<b>4,753</b>	<b>1,484</b>	<b>6,604</b>	<b>217</b>	<b>319</b>	<b>125</b>	<b>54</b>	<b>19,040</b>

188 domestic relations cases were referred to county judges.

## 9th Judicial District - County Court Juvenile Cases Opened

**Fiscal Year 2020 County Court Juvenile Cases Opened by District**



Historical Cases Opened			
Year	Adult Court	Juvenile Court	Total Case Filings
FY 2011	25,902	905	26,807
FY 2012	24,317	1,011	25,328
FY 2013	23,632	869	24,501
FY 2014	22,769	763	23,532
FY 2015	22,224	887	23,111
FY 2016	21,952	770	22,722
FY 2017	21,763	786	22,549
FY 2018	21,161	764	21,925
FY 2019	20,023	699	20,722
FY 2020	19,040	925	19,965

**Fiscal Year 2020 Juvenile Court Cases Opened by County and Category**

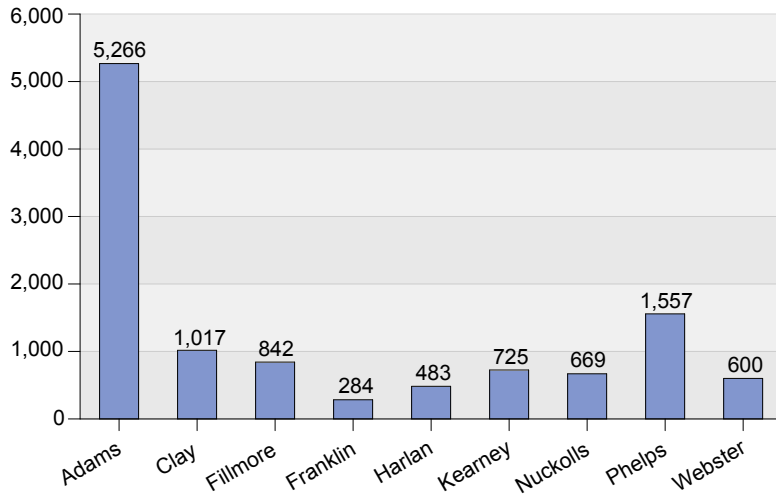
	Misdemeanor (1)	Felony (2)	Neglected / Dependent (3A)	Status Offender (3B)	Infraction (4)	Summary
Buffalo	132	50	86	11	5	284
Hall	476	96	47	22	0	641
<b>Summary</b>	<b>608</b>	<b>146</b>	<b>133</b>	<b>33</b>	<b>5</b>	<b>925</b>

Hall County had 94 Juvenile 3A cases opened which involved 156 children.

Unless otherwise noted, one juvenile case was opened per child involved.

# 10th Judicial District - County Court Adult Cases Opened

### Fiscal Year 2020 County Court Adult Cases Opened by District



### Historical Cases Opened

Year	Adult Court	Juvenile Court	Total Case Filings
FY 2011	15,135	494	15,629
FY 2012	14,710	639	15,349
FY 2013	14,185	479	14,664
FY 2014	13,903	513	14,416
FY 2015	12,983	492	13,475
FY 2016	13,334	474	13,808
FY 2017	13,757	506	14,263
FY 2018	13,221	446	13,667
FY 2019	12,383	398	12,781
FY 2020	11,443	470	11,913

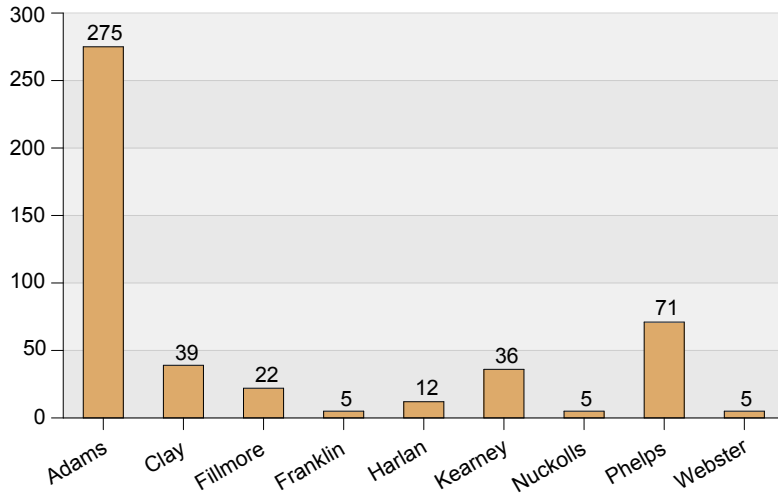
### Fiscal Year 2020 Adult Court Cases Opened by County and Category

	MISD/ Ordinance Traffic	MISD/Ordinance Non-Traffic	Felony	Civil	Small Claims	Probate/ Inheritance Tax	Guardian/ Conservator	Adoption	Summary
Adams	1,374	1,172	258	2,246	25	120	47	24	5,266
Clay	475	147	70	286	1	26	6	6	1,017
Fillmore	434	94	21	243	13	29	8	0	842
Franklin	17	54	12	165	12	15	7	2	284
Harlan	157	104	26	163	5	21	6	1	483
Kearney	196	92	25	364	9	27	10	2	725
Nuckolls	336	116	6	170	12	23	4	2	669
Phelps	524	202	60	703	20	38	5	5	1,557
Webster	315	88	5	157	2	27	5	1	600
<b>Summary</b>	<b>3,828</b>	<b>2,069</b>	<b>483</b>	<b>4,497</b>	<b>99</b>	<b>326</b>	<b>98</b>	<b>43</b>	<b>11,443</b>

55 domestic relations cases were referred to county judges.

## 10th Judicial District - County Court Juvenile Cases Opened

### Fiscal Year 2020 County Court Juvenile Cases Opened by District



Historical Cases Opened			
Year	Adult Court	Juvenile Court	Total Case Filings
FY 2011	15,135	494	15,629
FY 2012	14,710	639	15,349
FY 2013	14,185	479	14,664
FY 2014	13,903	513	14,416
FY 2015	12,983	492	13,475
FY 2016	13,334	474	13,808
FY 2017	13,757	506	14,263
FY 2018	13,221	446	13,667
FY 2019	12,383	398	12,781
FY 2020	11,443	470	11,913

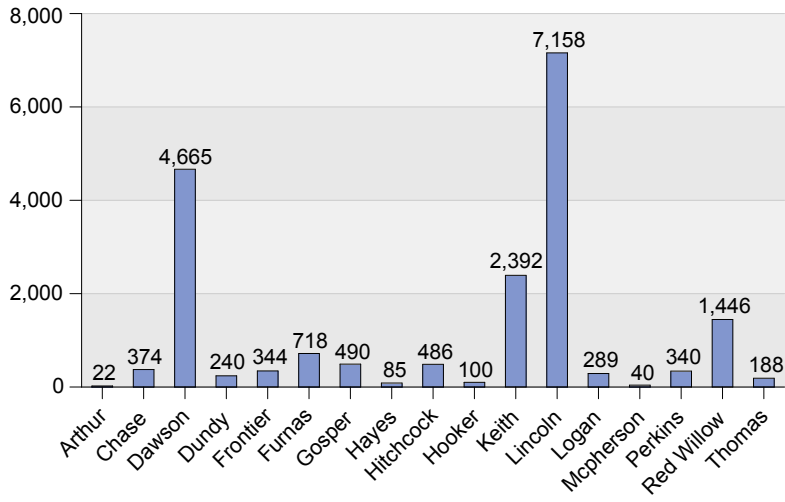
### Fiscal Year 2020 Juvenile Court Cases Opened by County and Category

	Misdemeanor (1)	Felony (2)	Neglected / Dependent (3A)	Status Offender (3B)	Mentally Ill and Dangerous (3C)	Infraction (4)	Parental (5-8)	Summary
Adams	145	13	45	15	4	53	0	275
Clay	16	3	7	4	0	9	0	39
Fillmore	6	5	9	1	0	1	0	22
Franklin	3	0	1	1	0	0	0	5
Harlan	4	1	5	2	0	0	0	12
Kearney	17	3	9	4	0	3	0	36
Nuckolls	4	0	0	1	0	0	0	5
Phelps	17	2	33	1	0	12	6	71
Webster	1	2	0	2	0	0	0	5
<b>Summary</b>	<b>213</b>	<b>29</b>	<b>109</b>	<b>31</b>	<b>4</b>	<b>78</b>	<b>6</b>	<b>470</b>

Unless otherwise noted, one juvenile case was opened per child involved.

# 11th Judicial District - County Court Adult Cases Opened

### Fiscal Year 2020 County Court Adult Cases Opened by District



### Historical Cases Opened

Year	Adult Court	Juvenile Court	Total Case Filings
FY 2011	31,822	907	32,729
FY 2012	30,675	814	31,489
FY 2013	30,590	761	31,351
FY 2014	30,095	679	30,774
FY 2015	28,666	714	29,380
FY 2016	28,969	840	29,809
FY 2017	27,474	804	28,278
FY 2018	26,439	656	27,095
FY 2019	21,606	685	22,291
FY 2020	19,377	690	20,067

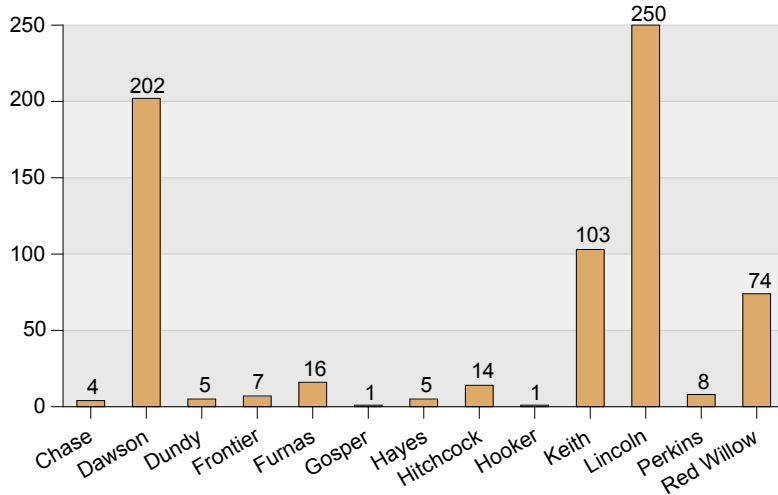
### Fiscal Year 2020 Adult Court Cases Opened by County and Category

	MISD/ Ordinance Traffic	MISD/Ordinance Non-Traffic	Felony	Civil	Small Claims	Probate/ Inheritance Tax	Guardian/ Conservator	Adoption	Summary
Arthur	7	0	0	7	0	6	2	0	22
Chase	101	71	17	141	7	30	5	2	374
Dawson	1,411	1,047	394	1,643	38	83	34	15	4,665
Dundy	87	48	10	76	4	11	4	0	240
Frontier	56	102	22	134	7	17	6	0	344
Furnas	154	110	74	331	14	25	5	5	718
Gosper	267	99	9	95	6	14	0	0	490
Hayes	21	28	2	25	1	8	0	0	85
Hitchcock	122	147	8	171	4	30	4	0	486
Hooker	73	11	1	10	0	5	0	0	100
Keith	839	1,037	136	301	27	43	4	5	2,392
Lincoln	2,299	1,718	565	2,252	101	143	53	27	7,158
Logan	230	29	3	23	2	1	1	0	289
Mcperson	15	6	0	8	1	6	2	2	40
Perkins	143	82	15	61	10	22	5	2	340
Red Willow	305	374	101	571	29	44	16	6	1,446
Thomas	114	25	4	34	1	4	6	0	188
<b>Summary</b>	<b>6,244</b>	<b>4,934</b>	<b>1,361</b>	<b>5,883</b>	<b>252</b>	<b>492</b>	<b>147</b>	<b>64</b>	<b>19,377</b>

1 domestic relations cases were referred to county judges.

# 11th Judicial District - County Court Juvenile Cases Opened

### Fiscal Year 2020 County Court Juvenile Cases Opened by District



Historical Cases Opened			
Year	Adult Court	Juvenile Court	Total Case Filings
FY 2011	31,822	907	32,729
FY 2012	30,675	814	31,489
FY 2013	30,590	761	31,351
FY 2014	30,095	679	30,774
FY 2015	28,666	714	29,380
FY 2016	28,969	840	29,809
FY 2017	27,474	804	28,278
FY 2018	26,439	656	27,095
FY 2019	21,606	685	22,291
FY 2020	19,377	690	20,067

### Fiscal Year 2020 Juvenile Court Cases Opened by County and Category

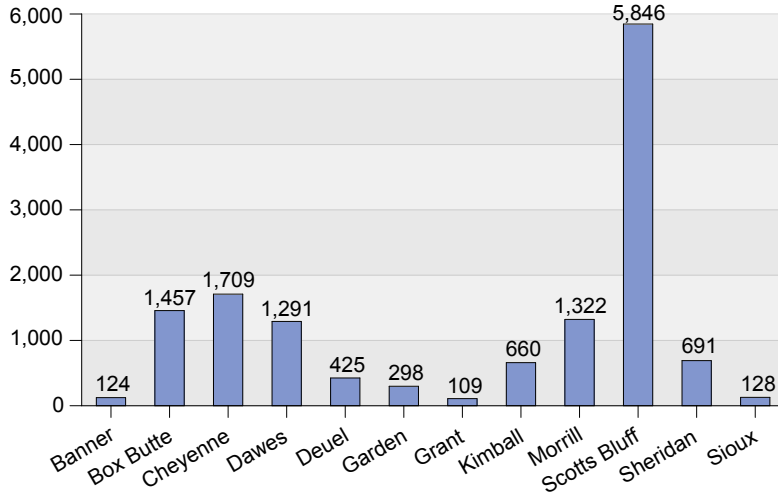
	Misdemeanor (1)	Felony (2)	Neglected / Dependent (3A)	Status Offender (3B)	Mentally Ill and Dangerous (3C)	Infraction (4)	Parental (5-8)	Summary
Chase	2	0	0	0	0	2	0	4
Dawson	99	19	68	15	1	0	0	202
Dundy	5	0	0	0	0	0	0	5
Frontier	1	0	3	2	1	0	0	7
Furnas	1	7	4	3	1	0	0	16
Gosper	1	0	0	0	0	0	0	1
Hayes	5	0	0	0	0	0	0	5
Hitchcock	6	5	3	0	0	0	0	14
Hooker	0	0	0	1	0	0	0	1
Keith	76	8	13	5	1	0	0	103
Lincoln	69	9	132	32	3	4	1	250
Perkins	7	0	1	0	0	0	0	8
Red Willow	41	3	9	19	0	0	2	74
<b>Summary</b>	<b>313</b>	<b>51</b>	<b>233</b>	<b>77</b>	<b>7</b>	<b>6</b>	<b>3</b>	<b>690</b>

Unless otherwise noted, one juvenile case was opened per child involved.



## 12th Judicial District - County Court Adult Cases Opened

### Fiscal Year 2020 County Court Adult Cases Opened by District



### Historical Cases Opened

Year	Adult Court	Juvenile Court	Total Case Filings
FY 2011	21,066	784	21,850
FY 2012	21,547	732	22,279
FY 2013	20,796	801	21,597
FY 2014	19,491	585	20,076
FY 2015	20,688	603	21,291
FY 2016	20,251	676	20,927
FY 2017	19,739	613	20,352
FY 2018	17,821	644	18,465
FY 2019	14,961	675	15,636
FY 2020	14,060	681	14,741

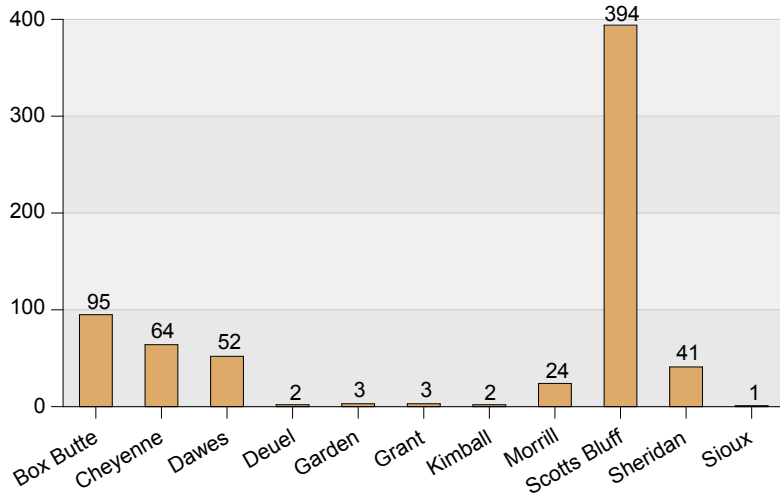
### Fiscal Year 2020 Adult Court Cases Opened by County and Category

	MISD/ Ordinance Traffic	MISD/Ordinance Non-Traffic	Felony	Civil	Small Claims	Probate/ Inheritance Tax	Guardian/ Conservator	Adoption	Summary
Banner	78	19	5	20	1	0	0	1	124
Box Butte	375	336	134	528	29	43	6	6	1,457
Cheyenne	628	466	148	389	16	51	11	0	1,709
Dawes	406	523	76	202	41	32	7	4	1,291
Deuel	213	124	20	51	3	11	3	0	425
Garden	128	47	11	79	2	26	3	2	298
Grant	86	9	1	8	1	4	0	0	109
Kimball	273	181	41	123	9	27	4	2	660
Morrill	728	300	43	220	9	16	6	0	1,322
Scotts Bluff	968	1,821	672	2,098	91	122	46	28	5,846
Sheridan	213	270	61	106	9	29	3	0	691
Sioux	69	31	3	19	0	6	0	0	128
<b>Summary</b>	<b>4,165</b>	<b>4,127</b>	<b>1,215</b>	<b>3,843</b>	<b>211</b>	<b>367</b>	<b>89</b>	<b>43</b>	<b>14,060</b>

97 domestic relations cases were referred to county judges.

## 12th Judicial District - County Court Juvenile Cases Opened

### Fiscal Year 2020 County Court Juvenile Cases Opened by District



Historical Cases Opened			
Year	Adult Court	Juvenile Court	Total Case Filings
FY 2011	21,066	784	21,850
FY 2012	21,547	732	22,279
FY 2013	20,796	801	21,597
FY 2014	19,491	585	20,076
FY 2015	20,688	603	21,291
FY 2016	20,251	676	20,927
FY 2017	19,739	613	20,352
FY 2018	17,821	644	18,465
FY 2019	14,961	675	15,636
FY 2020	14,060	681	14,741

### Fiscal Year 2020 Juvenile Court Cases Opened by County and Category

	Misdemeanor (1)	Felony (2)	Neglected / Dependent (3A)	Status Offender (3B)	Mentally Ill and Dangerous (3C)	Infraction (4)	Summary
Box Butte	48	11	31	5	0	0	95
Cheyenne	28	6	26	4	0	0	64
Dawes	31	13	5	2	0	1	52
Deuel	1	0	0	1	0	0	2
Garden	2	0	0	1	0	0	3
Grant	3	0	0	0	0	0	3
Kimball	0	1	1	0	0	0	2
Morrill	11	4	7	2	0	0	24
Scotts Bluff	230	28	87	47	2	0	394
Sheridan	23	8	5	4	0	1	41
Sioux	0	0	1	0	0	0	1
<b>Summary</b>	<b>377</b>	<b>71</b>	<b>163</b>	<b>66</b>	<b>2</b>	<b>2</b>	<b>681</b>

Dawes County had 10 Juvenile 3A cases opened which involved 22 children.

Unless otherwise noted, one juvenile case was opened per child involved.