

Nebraska Judicial Branch

# Annual Caseload Report

## Separate Juvenile Courts

**Reporting Period**  
**Fiscal Year 2021**

July 1, 2020 to  
June 30, 2021



## Table of Contents

Introduction .....	3
Fiscal Year 2021 Nebraska Separate Juvenile Court Cases Opened .....	4
2 <sup>nd</sup> Judicial District – Separate Juvenile Court Cases Opened .....	5
3 <sup>rd</sup> Judicial District – Separate Juvenile Court Cases Opened.....	6
4 <sup>th</sup> Judicial District – Separate Juvenile Court Cases Opened.....	7

# Annual Caseload Report for Nebraska Separate Juvenile Courts

**Fiscal Year 2021 – July 1, 2020 to June 30, 2021**

Nebraska has a separate juvenile court in Douglas, Sarpy, and Lancaster counties. This *Annual Separate Juvenile Court Caseload Report* contains caseload statistics for Nebraska’s three Separate Juvenile Courts. Statistics are compiled through extracts from the JUSTICE automated trial court case management system. Providing court statistics ensures transparency to the public and assists administration in ensuring efficient court practices.

Caseload statistics demonstrate the volume of cases in each jurisdiction and the changes that occur over time. Data are useful in determining staffing levels and for predicting the effect on caseloads due to changes in the law.

In 2019-2020, the Supreme Court and the Administrative Office of the Courts and Probation (AOC) conducted a statewide judicial time study. Under the direction and leadership of the National Center for State Courts, a new weighting methodology and standards were adopted, including a more diverse list of case types, see *Nebraska Judicial Workload Assessment Final Report* (October 2020) on the Nebraska Supreme Court website. In an effort to provide greater consistency in how the AOC reports weighted caseload and caseload data, the caseload data has been standardized between the two reports. Therefore, the 10-year history section of this caseload report should not be compared to reports prior to FY 2021 and direct comparison to archived reports is not recommended.

Caseload reports are available for all levels of state appellate and trial courts at <https://supremecourt.nebraska.gov/forms-publications>.

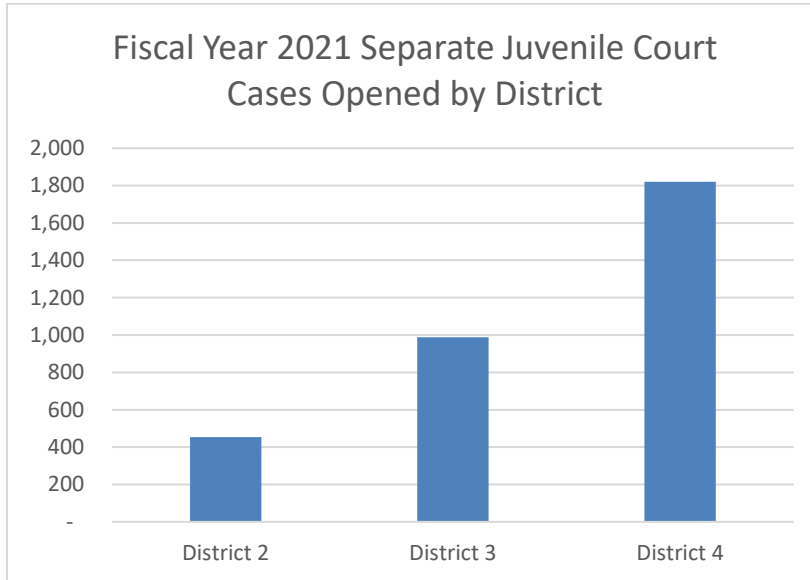


Corey R. Steel | Nebraska State Court  
Administrator Nebraska Supreme Court  
**Administrative Office of the Courts & Probation**

Rm. 1213 State Capitol | P.O. Box 98910 | Lincoln, NE 68509  
T 402.471.3730 | F 402.471.2197  
[www.supremecourt.ne.gov](http://www.supremecourt.ne.gov)

# Annual Fiscal Year Caseload Report

## Fiscal Year 2021 Nebraska Separate Juvenile Court Cases Opened



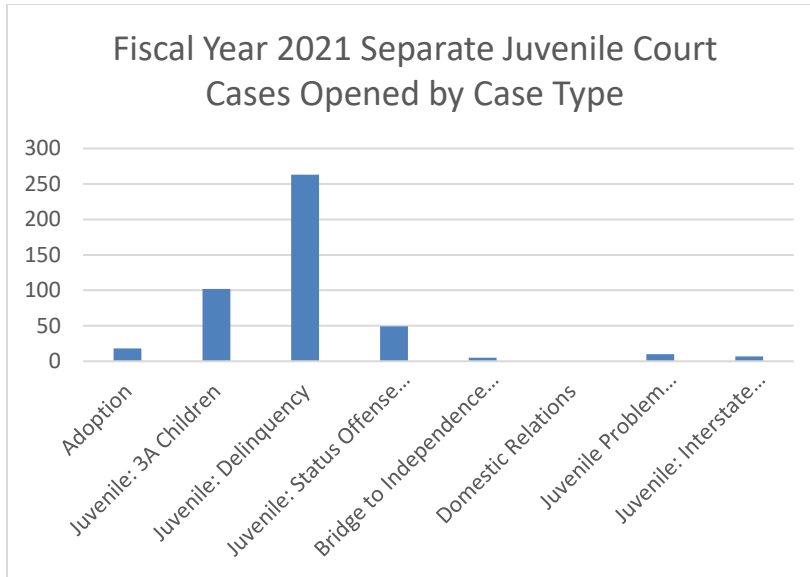
Historical Cases Opened	
Year	# Cases
FY 2021	3,263
FY 2022	
FY 2023	
FY 2024	
FY 2025	
FY 2026	
FY 2027	
FY 2028	
FY 2029	
FY 2030	

### Fiscal Year 2021 Separate Juvenile Court Cases Opened by Category and District

Case Type Category	District 2	District 3	District 4	Total Cases
Adoption	18	54	136	208
Juvenile: 3A Children	102	402	691	1,195
Juvenile: Delinquency	263	209	823	1,295
Juvenile: Status Offense (3B)	49	182	46	277
Bridge to Independence (B2I)	5	29	76	110
Domestic Relations	-	36	-	36
Juvenile Problem Solving Court	10	65	7	82
Juvenile: Interstate Compact	7	11	42	60
<b>Total</b>	<b>454</b>	<b>988</b>	<b>1,821</b>	<b>3,263</b>

# Annual Fiscal Year Caseload Report

## 2<sup>nd</sup> Judicial District – Separate Juvenile Court Cases Opened



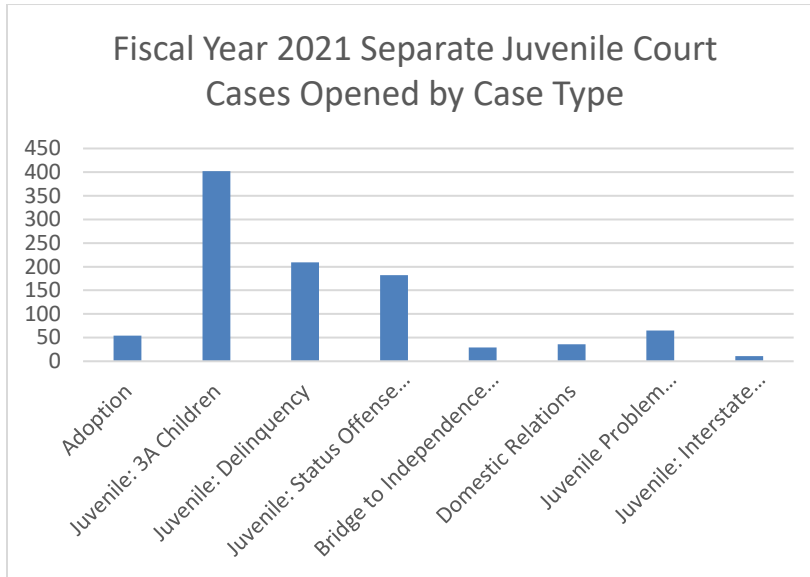
Year	# Cases
FY 2021	454
FY 2022	
FY 2023	
FY 2024	
FY 2025	
FY 2026	
FY 2027	
FY 2028	
FY 2029	
FY 2030	

### Fiscal Year 2021 Separate Juvenile Court Cases Opened by Category and County

Case Type Category	Sarpy
Adoption	18
Juvenile: 3A Children	102
Juvenile: Delinquency	263
Juvenile: Status Offense (3B)	49
Bridge to Independence (B2I)	5
Domestic Relations	-
Juvenile Problem Solving Court	10
Juvenile: Interstate Compact	7
<b>Total</b>	<b>454</b>

# Annual Fiscal Year Caseload Report

## 3<sup>rd</sup> Judicial District – Separate Juvenile Court Cases Opened



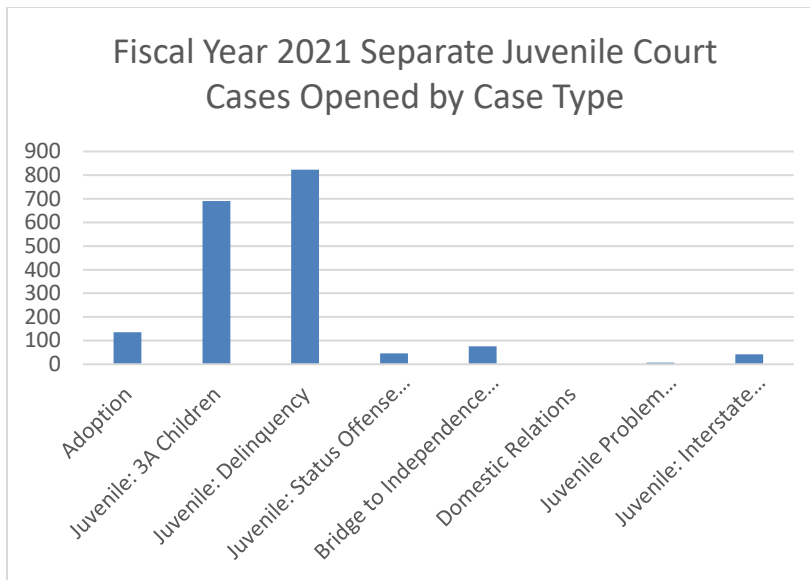
Year	# Cases
FY 2021	988
FY 2022	
FY 2023	
FY 2024	
FY 2025	
FY 2026	
FY 2027	
FY 2028	
FY 2029	
FY 2030	

### Fiscal Year 2021 Separate Juvenile Court Cases Opened by Category and County

Case Type Category	Lancaster
Adoption	54
Juvenile: 3A Children	402
Juvenile: Delinquency	209
Juvenile: Status Offense (3B)	182
Bridge to Independence (B2I)	29
Domestic Relations	36
Juvenile Problem Solving Court	65
Juvenile: Interstate Compact	11
<b>Total</b>	<b>988</b>

# Annual Fiscal Year Caseload Report

## 4<sup>th</sup> Judicial District – Separate Juvenile Court Cases Opened



Year	# Cases
FY 2021	1,821
FY 2022	
FY 2023	
FY 2024	
FY 2025	
FY 2026	
FY 2027	
FY 2028	
FY 2029	
FY 2030	

### Fiscal Year 2021 Separate Juvenile Court Cases Opened by Category and County

Case Type Category	Douglas
Adoption	136
Juvenile: 3A Children	691
Juvenile: Delinquency	823
Juvenile: Status Offense (3B)	46
Bridge to Independence (B2I)	76
Domestic Relations	-
Juvenile Problem Solving Court	7
Juvenile: Interstate Compact	42
<b>Total</b>	<b>1,821</b>